

PREPARING YOUR TECHNOLOGY

RADFORD
UNIVERSITY

Do I need to buy a NEW computer?

- Most students bring a laptop.
- May want to bring an existing computer and upgrade as student progresses through their academic career.
- NOTE: *Chromebook not recommend as only device. May not meet all student needs.*

College / Department Requirements

- Davis College of Business & Economics



- College of Education & Human Development



- Department of Design



- Department of Art - only Graphic Design



- Department of Information Technology



FREE Microsoft Office Download


www.radford.edu/office



Network & TV

Residence Halls

- Wi-Fi
- Streaming TV
- 1-2 Ethernet Connections
- Coax / CableTV



University Apartments

- Wi-Fi
- Streaming TV



Wi-Fi Connectivity

- eduroam
 - username@radford.edu
 - RU Password
- Radford Guest
 - Visitors to Campus
- MyDevices
 - Only in Residence Halls
 - Entertainment Devices










Personal Printers



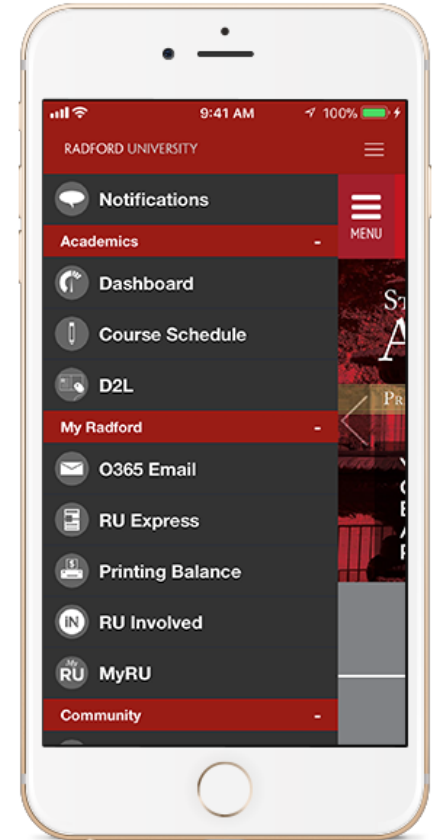
Set Up Email on Your Smartphone

- Add RU Email as an ADDITIONAL mailbox on your smartphone
- Outlook App or Native App
 - Office 365 (Exchange)
- Easily configured on Apple iOS and Android devices
- www.radford.edu/smartphone

Mailboxes		Edit
	RU Email	101 >
	Gmail	31685 >
	Yahoo!	38 >
ACCOUNTS		
	RU Email	101 >
	Gmail	31685 >
	Yahoo!	38 >
	RU Student Email	>

Install RU Mobile

- Course Schedules
- RU Express Balances
- MyRU
- Maps
- Bus Tracker
- TV Listings
- ITOneStop
-and much more
- www.radford.edu/rumobile



Enroll in ru-texts

- Opt-in student text messaging
- Deadlines & Reminders
- Targeted communication from university offices. (*Registrar, Bursar, Financial Aid, Residential Life, ...*)
- www.radford.edu/ru-texts



DUO - 2 Factor Authentication

- Smartphone App, Phone Call, or Code to login.
- Enhances Account Security.
- Can register multiple devices/phone numbers.
- *Second device / number suggested as a backup.*
- Not required in campus computer labs. (backup)

The image shows a smartphone screen displaying a Duo Security login request. The interface is split into two main sections. The left section, titled 'RADFORD UNIVERSITY' in the top left, contains a 'Settings' button in the top right. Below it is a 'Device:' dropdown menu showing 'Ed iPhone 6 (XXX-XXX-6893)'. There are three large green buttons: 'Send Me a Push', 'Call Me', and 'Enter a Passcode'. A checkbox labeled 'Remember me for 14 days' is checked. At the bottom of this section is a red bar with the text 'Cancel this Request'. The right section, titled 'Login Request' and 'Protected by Duo Security' at the top, shows the user's profile: 'RADFORD UNIVERSITY', 'eoakes Radford', 'MyRU', a person icon, 'eoakes', a location pin icon, '137.45.168.78 Radford, VA, US', and a clock icon, '11:06:56 AM EDT June 6, 2019'. At the bottom of this section are two buttons: a green 'Approve' button with a checkmark and a red 'Deny' button with an 'X'.

Cybersecurity & Email Warnings

- Phishing
- Fake Job Offers
- Gift Card Scams

- Look at return addresses.
- Hover over links.
- Don't click on links.
- Ask yourself if something seems strange.



Keep Devices Safe

- Enable Antivirus Software
- Enable OS and Application Automatic Updates
 - Computers, Smartphones, other devices
- Enable Screen Lock on Smartphones
 - iOS (Settings -> Touch ID & Passcode)
 - Android (Settings -> Location and Security -> Set Screen Lock)



Technology Assistance Center

- Web: www.radford.edu/itonestop
- RU Mobile: Resources -> ITOneStop
 - Find Answers
 - Request Support
 - Report a Problem
- Walk-in: 153 Walker Hall
 - 8am-5pm Mon-Fri
- Phone: (540) 831-7500
 - 8am-5pm Mon-Fri