

RADFORD UNIVERSITY

Board of Visitors

EXECUTIVE COMMITTEE MEETING

1:00 P.M. **

JUNE 13, 2022

MARY ANN JENNINGS HOVIS MEMORIAL BOARD ROOM
THIRD FLOOR, MARTIN HALL, RADFORD, VA

AGENDA

- **CALL TO ORDER** Mr. Robert A. Archer, *Chair*
- **DISCUSSION AND RECOMMENDATION** Ms. Stephanie J. Jennelle, *Interim Vice President for Finance and Administration and Chief Financial Officer*
 - 2022-23 Tuition and Fees
- **ACTION ITEM** Mr. Robert A. Archer, *Chair*
 - Approval of 2022-23 Tuition and Fees
- **OTHER BUSINESS** Mr. Robert A. Archer, *Chair*
- **ADJOURNMENT** Mr. Robert A. Archer, *Chair*

****All start times for committees are approximate only. Meetings may begin either before or after the listed approximate start time as committee members are ready to proceed.**

EXECUTIVE COMMITTEE:

Mr. Robert A. Archer, Rector

Dr. Jay A. Brown, Vice Rector

Dr. Thomas Brewster, (AERC)

Ms. Krisha Chachra, (SSC)

Mr. Mark S. Lawrence, (Ex officio)

Dr. Debra K. McMahan, (BAAC)

Mr. David A. Smith, (GAAC)

Ms. Lisa Throckmorton, (AUREM)

Tuition and Fee Recommendation

RADFORD
UNIVERSITY

Legislation Actions

RADFORD
UNIVERSITY

Legislative Actions

Item	Executive Budget Proposal	House Amendments	Senate Amendments	Conference Report
(A) Base Operation and Student Financial Aid				
Affordable Access	\$2.7M in 2023	\$2.7M in Governor's Budget plus \$1.4M in 2023.	\$2.7M in 2023	Executive Budget of \$2.7M in 2023 plus \$1.4M in 2023
Increase undergraduate financial aid	\$1.5M in 2023 and \$9.8M in 2024	(\$7.6M) in 2024 – repurpose to offset T&F increases	No change from Executive Budget	No change from Executive Budget.
Increase graduate student financial assistance	\$175K in 2023 and \$262 in 2024	(\$175K) in 2023 and 2024 – repurpose to offset T&F increases	No change from Executive Budget	No change from Executive Budget
(B) Other Operating Budget for all Institutions				
Salary Increases	Five percent salary increase	Four percent salary increase one percent	Five percent salary increase and \$1,000 bonus	Five percent salary increase and \$1,000 per employee bonus
Min Wage Increase	January 1, 2023 to \$12.00/hour	No change from Executive Budget	No change from Executive Budget	No change from Executive Budget
Employer Health Insurance Premiums	Two percent increase 2023	No increase to premiums in 2023	No change from Executive Budget	No increase to premiums in 2023. Maintain increase for 2024.
VaLORS VRS Employer Contribution	Increase in the required employer contribution rates	No change from Executive Budget	No change from Executive Budget	No change from Executive Budget
Other Central System Charges	Increase in VITA Bill (\$2K), decrease in Cardinal (-\$170K), decrease in PMIS (\$10K), decrease in PBS (\$2K), increase in property premium charges (\$69K)	No change from Executive Budget	No change from Executive Budget	No change from Executive Budget

Employee Compensation

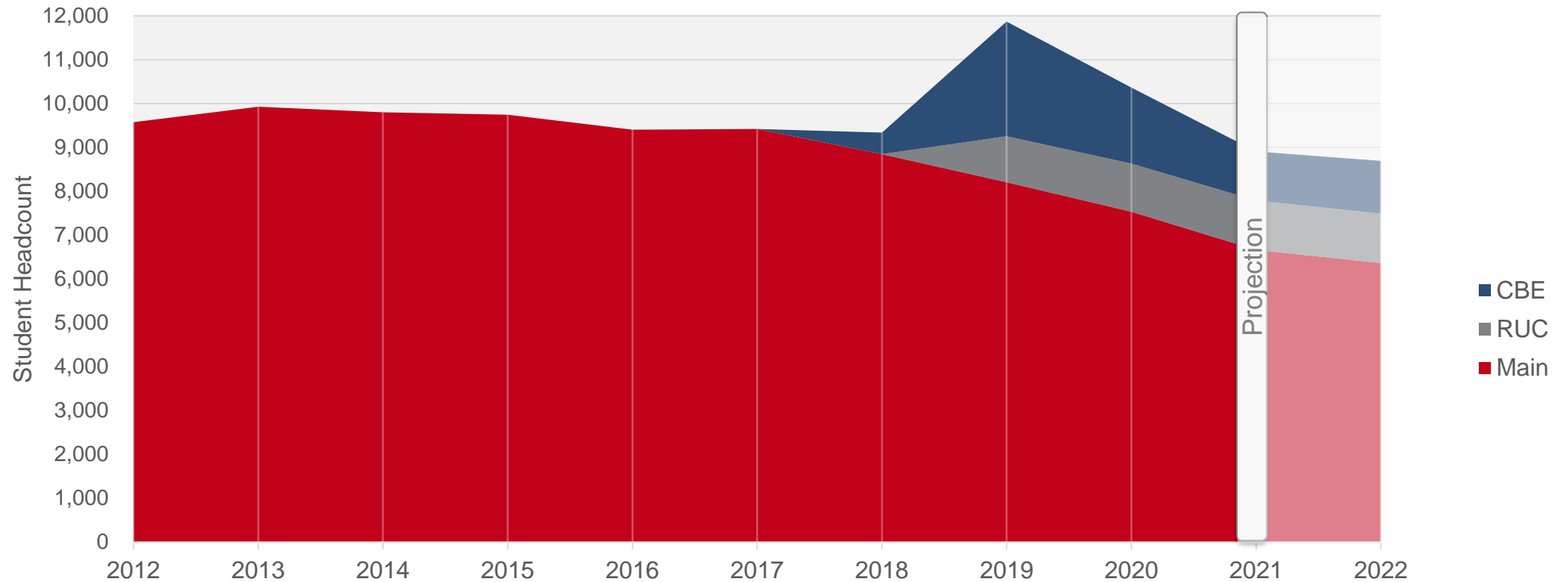
The University must address state mandated items that continue to be a driving force to the cost of education. These costs, specifically employee compensation, must be considered prior to pursuing any programmatic opportunities.

- Five percent increase for eligible state employees.
- \$1,000 bonus for eligible state employee.
- Increase in minimum wage rate.
- Increase in retirement rate for VaLORS.

Enrollment

RADFORD
UNIVERSITY

Fall Enrollment Outlook



Tentative Fiscal Allocations



Preliminary Resource Allocation - Revenue

	<u>FY23 Proposed Preliminary</u>	
REVENUE		
General Fund Changes		
2021-22 Affordable Access	\$1,330,500	<p>Total Affordable Access funding of \$4M to offset rising costs and moderate tuition and fee increases</p>
2022-23 Affordable Access	\$1,330,500	
2022-23 Salary Increase	2,644,375	
2022-23 Minimum Wage (Est)	233,906	
2022-23 Fringe/Central System Changes	(116,847)	
2022-23 Affordable Access - Additional	<u>1,400,000</u>	
Total General Fund Changes	\$6,822,434	
Nongeneral Fund Changes		
Tuition Alignment	(4,766,434)	<p>Additional Tuition revenue reflective of following rate proposal</p>
Tuition Rate Change	1,585,524	
Total NGF Changes	<u>(\$3,180,910)</u>	
Total Revenue Changes	\$3,641,524	

Preliminary Resource Allocation - Expense

	<u>FY23 Proposed Preliminary</u>		<u>FY23 Proposed Preliminary</u>
<u>EXPENSES</u>		<u>EXPENSES</u>	
Non-Discretionary Cost Increases		<u>SAVINGS STRATEGIES</u>	
Mandatory Costs		Faculty Early Retirement Program	(\$2,299,326)
Compensation Adjustments		Strategic Reductions	(\$2,516,282)
2022-23 Salary Increase	\$ 5,095,073	Total Savings Strategies	(\$4,815,608)
2022-23 Minimum Wage (Est)	384,655		
2022-23 Pay Band		Total Base Budget	\$3,641,524
2022-23 Other			
Fringe Adjustments		TOTAL SURPLUS/(DEFICIT)	\$0
2022-23 Fringe Rate Changes	(10,664.00)		
Central Cost Commitments			
Promotion and Tenure	207,568		
Contracts & Compliance	250,000		
University Wage Adjustment	1,200,000		
Recurring General Fund 2021-22*	1,330,500		
Sub-Total Central Commitments	\$8,457,132		

* No new expense - adj. to illustrate one-time funding from FY22

2022-23 Tuition & Fee Rate Proposals

RADFORD
UNIVERSITY

Radford University Main Campus

Proposed Rates: In-state Undergraduate

	Approved 2021-22	Proposed 2022-23	Dollar Change	Percent Change
Undergraduate				
<u>In-state Undergraduate (full-time)</u>				
Tuition ¹	\$7,922	\$8,156	\$234	2.96%
Mandatory Technology Fee ²	96	96	0	0.00%
Mandatory Comprehensive Fee ²	3,524	3,664	140	3.97%
Total In-state Undergraduate	\$11,542	\$11,916	\$374	3.24%
Room - Standard Double	5,660	5,830	170	3.00%
Board - 19 Meal Plan	4,487	4,666	179	4.00%
Total In-state Undergraduate Living in University Housing	\$21,689	\$22,412	\$723	3.33%

¹ Full-time tuition rates are based on 12-16 credit hours.

² For applicable differential tuition programs, students enrolled in 12 to 18 credit hours will be assessed up to the annualized rates for mandatory fees.

Proposed Rates: Out-of-state Undergraduate

	Approved <u>2021-22</u>	Proposed <u>2022-23</u>	Dollar <u>Change</u>	Percent <u>Change</u>
Undergraduate				
<u>Out-of-state Undergraduate (full-time)</u>				
Tuition ¹	\$19,557	\$20,246	\$689	3.52%
Mandatory Capital Fee ²	447	447	0	0.00%
Mandatory Technology Fee ²	96	96	0	0.00%
Mandatory Comprehensive Fee ²	3,524	3,664	140	3.97%
Total Out-of-state Undergraduate	\$23,624	\$24,453	\$829	3.51%
Room - Standard Double	5,660	5,830	170	3.00%
Board - 19 Meal Plan	4,487	4,666	179	4.00%
Total Out-of-state Undergraduate Living In University Housing	\$33,771	\$34,949	\$1,178	3.49%

¹ Full-time tuition rates are based on 12-16 credit hours.

² For applicable differential tuition programs, students enrolled in 12 to 18 credit hours will be assessed up to the annualized rates for mandatory fees.

Proposed Rates: Graduate Programs

	Approved <u>2021-22</u>	Proposed <u>2022-23</u>	Dollar <u>Change</u>	Percent <u>Change</u>
Graduate				
<u>In-state Graduate (full-time)</u>				
Tuition ¹	\$8,915	\$9,182	\$267	3.00%
Mandatory Technology Fee ²	96	96	0	0.00%
Mandatory Comprehensive Fee ²	3,524	3,664	140	3.97%
Total In-state Graduate	\$12,535	\$12,942	\$407	3.25%
<u>Out-of-state Graduate (full-time)</u>				
Tuition ¹	\$17,441	\$17,964	\$523	3.00%
Mandatory Capital Fee ²	447	447	0	0.00%
Mandatory Technology Fee ²	96	96	0	0.00%
Mandatory Comprehensive Fee ²	3,524	3,664	140	3.97%
Total Out-of-state Graduate	\$21,508	\$22,171	\$663	3.08%

¹ Full-time tuition rates are based on 12-16 credit hours.

² For applicable differential tuition programs, students enrolled in 12 to 18 credit hours will be assessed up to the annualized rates for mandatory fees.

Radford University Carilion

Proposed Rates: Undergraduate

	<u>Approved 2021-22</u>	<u>Proposed 2022-23</u>	<u>Dollar Change</u>	<u>Percent Change</u>
Undergraduate Tuition¹ & Fees²				
<u>In-state Undergraduate (full-time)</u>				
Tuition	\$7,922	\$8,156	\$234	2.96%
Mandatory Technology Fee	96	96	0	0.00%
Mandatory Comprehensive Fee	3,524	3,664	140	3.97%
Total In-state Undergraduate	\$11,542	\$11,916	\$374	3.24%
<u>Out-of-state Undergraduate (full-time)</u>				
Tuition	\$20,246	\$20,246	\$0	0.00%
Mandatory Capital Fee	447	447	0	0.00%
Mandatory Technology Fee	96	96	0	0.00%
Mandatory Comprehensive Fee	3,524	3,664	140	3.97%
Total Out-of-state Undergraduate	\$24,313	\$24,453	\$140	0.58%

¹Full-time tuition rates are based on 12-16 credit hours.

²For applicable differential tuition programs, students enrolled in 12 to 18 credit hours will be assessed up to the annualized rates for mandatory fees.

Proposed Rates: Graduate

	<u>Approved 2021-22</u>	<u>Proposed 2022-23</u>	<u>Dollar Change</u>	<u>Percent Change</u>
<u>In-state Graduate (per credit hour)</u>				
Tuition	\$371	\$382	\$11	3.00%
Program Fee	298	298	0	0.00%
Mandatory Technology Fee	4	4	0	0.00%
Mandatory Comprehensive Fee	147	152	5	3.39%
Total In-state Graduate	\$820	\$836	\$16	1.96%
<u>Out-of-state Graduate (per credit hour)</u>				
Tuition	\$371	\$382	\$11	3.00%
Program Fee	298	298	0	0.00%
Mandatory Capital Fee	19	19	0	0.00%
Mandatory Technology Fee	4	4	0	0.00%
Mandatory Comprehensive Fee	147	152	5	3.39%
Total Out-of-state Undergraduate	\$839	\$855	\$16	1.91%

¹ Summer III tuition and mandatory fees are charged at regular academic year rates.

Proposed Rates: Respiratory Therapy, BS (ASRT-BSRT)

	<u>Approved 2021-22</u>	<u>Proposed 2022-23</u>	<u>Dollar Change</u>	<u>Percent Change</u>
<u>Respiratory Therapy, BS (ASRT-BSRT)</u>				
In-state Undergraduate (per credit hour):				
Tuition	N/A	\$299		
Mandatory Technology Fee	N/A	4		
Mandatory Online Comprehensive Fee	N/A	30		
Total In-state ASRT-BSRT	N/A	\$333	N/A	N/A
Out-of-state Undergraduate (per credit hour):				
Tuition	N/A	\$299		
Mandatory Capital Fee	N/A	19		
Mandatory Technology Fee	N/A	4		
Mandatory Online Comprehensive Fee	N/A	30		
Total Out-of-state ASRT-BSRT	N/A	\$352	N/A	N/A

Auxiliary Fees

Proposed Rates: Comprehensive Fees

	<u>Approved</u> <u>2021-22</u>	<u>Proposed</u> <u>2022-23</u>	<u>Dollar</u> <u>Change</u>
Comprehensive Fee¹			
Mandatory Comprehensive Fee			
Athletics	\$1,299	\$1,398	\$99
Auxiliary Building/Facilities	272	272	0
Auxiliary Support	243	249	6
Debt Service	305	305	0
Recreation	319	326	7
Student Activities	152	152	0
Student Health	361	374	13
Student Services	103	105	2
Student Union	320	332	12
Transit	150	151	1
Total Comprehensive Fee	\$3,524	\$3,664	\$140



Total Percent Change

3.97%

¹The Online Comprehensive Fee is allocated utilizing a pro rata distribution of the full time rate allocation.

Radford University's Main Campus Proposed Rates: Annual Room Rates

	Approved <u>2021-22</u>	Proposed <u>2022-23</u>	Dollar <u>Change</u>
On-Campus Room			
Traditional Double	\$ 5,011	\$ 5,160	\$ 149
Standard Double - Phase I	5,660	5,830	170
Standard Double - Phase II	5,829	6,004	175
Traditional Single	7,315	7,534	219
Standard Single - Phase I	8,050	8,292	242
Standard Single - Phase II	8,293	8,542	249
Standard - Super Suite	6,120	6,304	184
Deluxe - Super Suite	6,522	6,718	196



Total Percent Change

3.00%

Radford University's Main Campus Proposed Rates: Annual Room Rates


	<u>Approved 2021-22</u>	<u>Proposed 2022-23</u>	<u>Dollar Change</u>
Off-Campus Room			
University Apartment - 1 bed	\$ 7,880	\$ 8,116	\$ 236
University Apartment - 2 bed	7,501	7,726	225
University Apartment - 3 bed	7,123	7,336	213
University Apartment - 4 bed	6,744	6,946	202
University Apartment - 5 bed	6,366	6,556	190
University Apartment - 1 bed (incl. laundry)	8,258	8,506	248
University Apartment - 2 bed (incl. laundry)	7,880	8,116	236
University Apartment - 3 bed (incl. laundry)	7,501	7,726	225
University Apartment - 4 bed (incl. laundry)	7,123	7,336	213
University Apartment - 5 bed (incl. laundry)	6,744	6,946	202



Total Percent Change



3.00%

Radford University Carilion Proposed Rates: Annual Room Rates

	<u>Approved 2021-22</u>	<u>Proposed 2022-23</u>	<u>Dollar Change</u>		Total Percent Change
Off-Campus Rooms					
Patrick Henry - 1 bed studio (incl. laundry)	\$7,880	\$8,194	\$314		4.00%
Patrick Henry - 2 bed standard (incl. laundry)	7,501	7,800	299		
Patrick Henry - 2 bed studio (incl. laundry)	7,123	7,408	285		
Patrick Henry - 4 bed standard (incl. laundry)	6,744	7,014	270		

¹Summer rates are prorated based on the approved annualized rate.

Radford University's Main Campus Proposed Rates: Dining Rates

	<u>Approved 2021-22</u>	<u>Proposed 2022-23</u>	<u>Dollar Change</u>	<u>Percent Change</u>		Total Percent Change
Residential Board Plan						
Flex Plan	\$4,352	\$4,526	\$174	4.00%		4.00%
19 Meal Plan	4,487	4,666	179	3.99%		
15 Meal Plan	4,364	4,538	174	3.99%		
Apt Block	2,292	2,384	92	4.01%		
Non-Residential Meal Plan (optional)						
Flex Jr. Plan	\$2,200	\$2,288	\$88	4.00%		3.96%
65 Meal Plan	1,097	1,140	43	3.92%		
90 Meal Plan	1,518	1,578	60	3.95%		
5 Meal Plan	1,616	1,680	64	3.96%		

Radford University's Tuition and Fee Proposed Change Summary

Main Campus

- Undergraduate In-state Tuition increase 2.96%
- Undergraduate Out-of-state Tuition increase 3.52%
- Graduate In-state and Out-of-state Tuition increase 3.00%
- Comprehensive Fee increase 3.97%
- Housing increase 3.00%
- Dining increase 4.00%

RUC

- Undergraduate In-state Tuition increase 2.96%
- Undergraduate Out-of-state Tuition increase 0.00%
- Graduate In-state and Out-of-state Tuition increase 3.00%
- Comprehensive Fee increase 3.97%
- Housing increase 4.00%

Discussion

RADFORD UNIVERSITY BOARD OF VISITORS
June 13, 2022

Action Item
Recommendation for 2022-23 Tuition and Fees

Executive Summary:

At the spring meeting of the Board of Visitors, tuition and fee recommendations are considered for the upcoming fiscal year. Many factors are reviewed when preparing the proposed tuition and fee rates including: legislative actions by the General Assembly, enrollment projections, mandatory cost increases, the Virginia Plan for Higher Education, the University's Strategic Plan, critical programmatic needs, institutional priorities, and the economic outlook. The proposed resolution covers undergraduate and graduate tuition rates, required fees, and room and board charges for the upcoming 2022-23 academic year.

As of this date, the Commonwealth continues to work toward an approved state budget. The Conference Committee released its detailed report on budget amendments May 29, 2022, with the House and Senate passing the Enrolled Budget June 1, 2022. The Governor will now review the bill passed by the General Assembly, and either approve or recommend amendments. While the final budget may not be approved until closer to July 1, 2022, the University is moving forward with tuition and fee recommendations.

The University celebrated its largest enrollment in school history in the fall of 2019 at 11,780 students. The increase over Fall 2018 was primarily driven through diversifying program offerings with the investment in Competency-based Education (2,617 students) and through the merger with Jefferson College of Health Sciences (JCHS) resulting in the newly formed Radford University Carilion (RUC) site (1,046 students). The University's undergraduate population has aligned to historical levels in recent years, as competition for in-state undergraduate students in the Commonwealth has progressively increased. The University has also felt the effects of the COVID-19 pandemic with some students choosing to delay their return to campus. The current rate recommendations are based on enrollment estimates in line with Fall 2021 enrollment. Actual enrollments will not be confirmed until the Fall 2022 census.

Based on the aforementioned legislative, economic, and enrollment related factors impacting the 2022-23 fiscal year, Radford University's main campus tuition rates are proposed to increase by 2.96 percent for in-state undergraduates and 3.52 percent for out-of-state undergraduates, with in-state and out-of-state graduate rates increasing by three percent. RUC's in-state undergraduate rates will increase by 2.96 percent, with the in-state and out-of-state graduate rates increasing by three percent. For both sites, there are recommended changes to some differential rates and the addition of a new differential rate (see Schedule B). This recommendation reflects the University's commitment to providing families access to affordable, high quality education during these uncertain times.

Authority for Setting Tuition and Fees:

The current tuition policies identified in the 2020 Acts of Assembly, Chapter 56, Section 4-2.01.b (Higher Education Tuition and Fees) state:

2. a) The Boards of Visitors or other governing bodies of institutions of higher education may set tuition and fee charges at levels they deem to be appropriate for all resident student groups based on, but not limited to, competitive market rates, provided that the total revenue generated by the collection of tuition and fees from all students is within the nongeneral fund appropriation for educational and general programs provided in this act.

b) The Boards of Visitors or other governing bodies of institutions of higher education may set tuition and fee charges at levels they deem to be appropriate for all nonresident student groups based on, but not limited to, competitive market rates, provided that: i) the tuition and mandatory educational and general fee rates for nonresident undergraduate and graduate students cover at least 100 percent of the average cost of their education, as calculated through base adequacy guidelines adopted, and periodically amended, by the Joint Subcommittee Studying Higher Education Funding Policies, and ii) the total revenue generated by the collection of tuition and fees from all students is within the nongeneral fund appropriation for educational and general programs provided in this act.

8. a) Except as provided in Chapters 933 and 943 of the 2006 Acts of Assembly, Chapters 594 and 616 of the 2008 Acts of Assembly, and Chapters 675 and 685 of the 2009 Acts of Assembly, mandatory fees for purposes other than educational and general programs shall not be increased for Virginia undergraduates beyond five percent annually, excluding requirements for wage, salary, and fringe benefit increases, authorized by the General Assembly. Fee increases required to carry out actions that respond to mandates of federal agencies are also exempt from this provision, provided that a report on the purposes of the amount of the fee increase is submitted to the Chairmen of the House Appropriations and Senate Finance Committees by the institution of higher education at least 30 days prior to the effective date of the fee increase.

b) This restriction shall not apply in the following instances: fee increases directly related to capital projects authorized by the General Assembly; fee increases to support student health services; and other fee increases specifically authorized by the General Assembly.

Additionally, in accordance with Section 23.1 – 307 (D) public institutions of higher education are required to give at least 30 days advanced public notice of any vote by the Board to increase undergraduate tuition or mandatory fees:

D. No governing board of any public institution of higher education shall approve an increase in undergraduate tuition or mandatory fees without providing students and the public a projected range of the planned increase, an explanation of the need for the increase, and notice of the date and location of any vote on such increase at least 30 days prior to such vote.

Section 23.1-307 (E) requires public institutions of higher education to permit public comment on proposed rate increases:

E. Prior to any vote referenced in subsection D, the governing board of each public institution of higher education shall permit public comment on the proposed increase at a meeting, as that term is defined in § 2.2-3701, of the governing board. Each such governing board shall establish policies for such public comment, which may include reasonable time limitations.

As an additional reference, a historical summary of tuition and fee policy trends is outlined in the State Council of Higher Education for Virginia's (SCHEV) 2021-22 Tuition and Fees at Virginia's State-Supported Colleges and Universities annual report.

<https://schev.edu/docs/default-source/reports-and-studies/tuition-and-fees/2021-22treport81221.pdf>

Development of Proposed Tuition and Fee Rates:

The proposed tuition and fee recommendations consider the legislative requirements outlined above, the University's Strategic Plan: *Embracing the Tradition and Envisioning the Future*, projected enrollment, the projected 2022-24 Biennial Budget, mandatory cost drivers, programmatic directives, and the overall economic outlook.

On March 28, 2022, in accordance with Section 23.1 – 307(D) and (E) of the Code of Virginia, a 30-day public notification was issued for undergraduate tuition and mandatory fees. The institution proposed an increase of 0.0 to 4.5 percent for tuition and mandatory fees to be considered by the Board of Visitors for the 2022-23 academic year. The University subsequently held a public comment session on April 14, 2022, to discuss the budget overview and provide for public input.

The following depicts the process used to derive the 2022-23 tuition and fee recommendations and outlines the impact of each variable as it relates to the specific recommendation. Please refer to Schedule A for a summary of the necessary resource outlay for 2022-23.

Educational & General (E&G) Program:

University Strategic Plan: *“Embracing the Tradition and Envisioning the Future”*

Following the 2018 adoption by the Board of Visitors, Radford University has a renewed strategic direction for 2018–2023: *Embracing the Tradition and Envisioning the Future*. The goals identified within the five-year plan reflect the aspirations of Radford University and those it proudly serves including the students, faculty, staff, alumni, and community. The plan is expected to chart the course for ongoing strategic action and will focus its efforts on serving both current and future generations of Highlanders.

The 2022-23 budget development cycle seeks to align divisional priorities with the efforts identified in the strategic plan. A comprehensive list of strategic goals within focus areas include items such as: Academic Excellence & Research, Brand Identity, Economic Development & Community Partnerships, Philanthropic Giving & Alumni Engagement, Strategic Enrollment

Growth, and Student Success. Only initiatives aligned with these strategic goals were considered during the current budget cycle. These strategic areas will continue to be a point of fiscal relevance through the coming years.

Six-Year Planning Processes and 2022-23 Budget Development

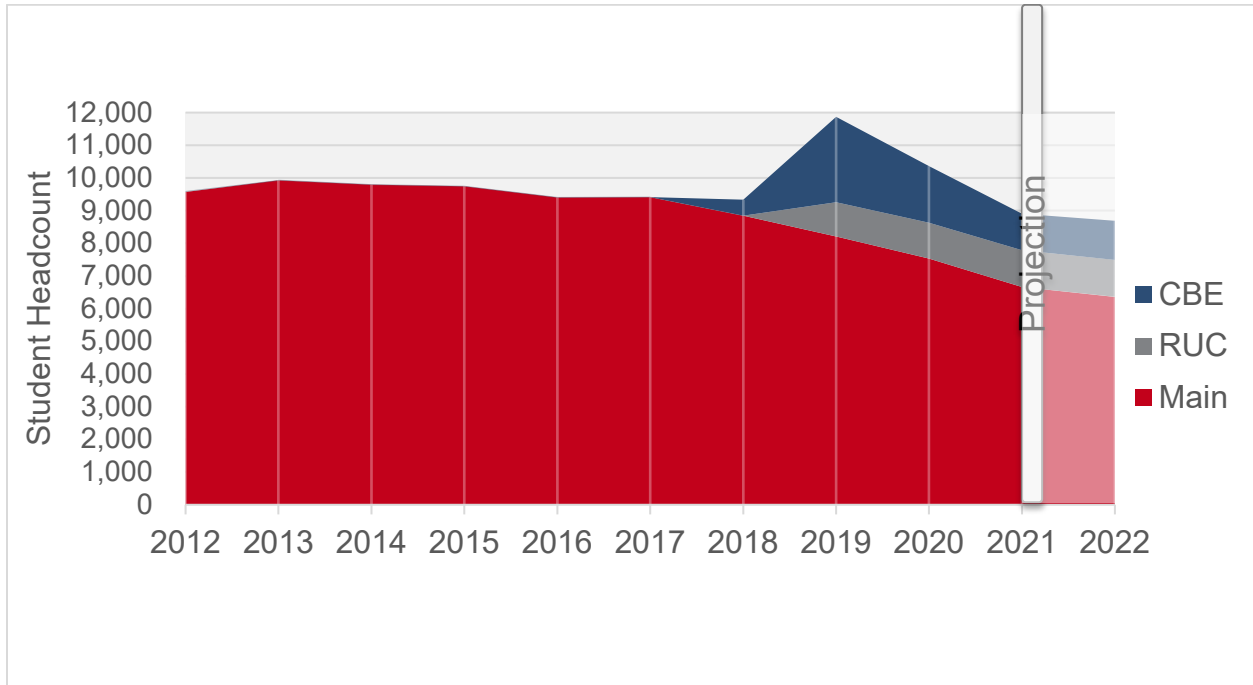
The Virginia Higher Education Opportunity Act of 2011 (TJ21) was passed by the 2011 General Assembly and is based on recommendations from the Governor’s Commission on Higher Education Reform, Innovation and Investment, which was formed through Executive Order No. 9 issued in March 2010. The TJ21 legislation requires institutions of higher education to prepare and submit a “Six-Year Plan” by July 1 each year in accordance with criteria outlined by the Higher Education Advisory Committee (HEAC). This landmark legislation also codifies a funding framework for higher education and identifies specific goals such as 100,000 new undergraduate degrees by 2025, increased retention and degree completion, optimal year-round utilization of resources, and investments in STEM-H programs.

As an integral part of the six-year planning process, the University’s internal annual budget development cycle provides the opportunity to reevaluate the essential needs for the upcoming fiscal year and outline divisional priorities for the outlying years. The budget development review engages key personnel and provides a consistent mechanism to prioritize funding requests and strategically align the institution’s long-range goals with projected resources.

The University submitted the Board-approved 2021 Six-Year Plan to SCHEV October 1, 2021. The University will be required to submit any updates to the 2021 plan to SCHEV by July 11, 2022. The University’s Six-Year Plan identifies the targeted objectives and strategies to achieve both state and institutional goals, and provides a foundation for preparing tuition and mandatory fee recommendations for consideration by the Board of Visitors.

Enrollment Trend

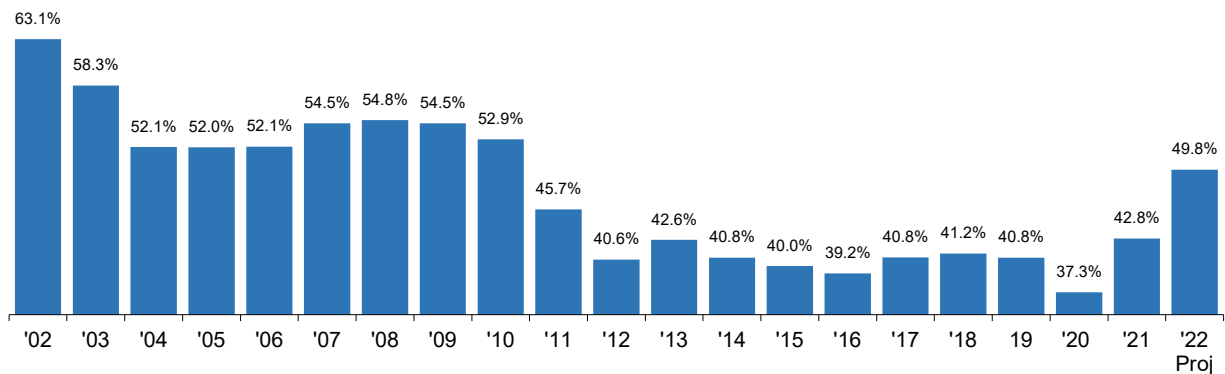
As previously stated, the University significantly increased enrollment in Fall 2019 through success of the Competency-based Education program and the addition of RUC allied health programs. While total student enrollment has increased, there has been a significant shift in the mix of student classification between instructional level and modality. This shift in enrollment classification is illustrated in the following chart. The University remains focused on increasing undergraduate student enrollment through innovative transfer options, such as the Bridge Program, as well as increasing enrollment in high demand Health Sciences programs offered on both main campus and at RUC.



Enrollment for 2022-23 on main campus is conservatively projected just below prior year levels, mostly due to remaining effects of the COVID-19 pandemic. RUC enrollment is projected just slightly above 2021-22, which reflects an overall enrollment increase that is partially offset by a decrease in associate program enrollment for those programs transferring to the Virginia Community College System.

Radford University main campus is very reliant upon state general fund support due to the significant number of in-state undergraduate students served (92 percent as of fall 2021). The cost share model identifies that the University’s E&G program should be funded 67 percent from state general fund support and 33 percent through institutional nongeneral fund sources (i.e. tuition, E&G fees, etc.).

GF Percent (%) of E&G Revenue



Mandatory Cost Increases

2022 General Assembly Session Action –

As previously mentioned, the Commonwealth continues to work toward an approved 2022-24 Biennial Budget. The Enrolled Budget includes a five percent raise for eligible employees effective July 10, 2022, a \$1,000 per employee bonus effective December 1, 2022, along with an increase for VaLORs retirement for participating sworn officers.

The Conference Committee proposed budget includes Affordable Access funding included in the Executive Budget, with \$2.7M allocated to Radford. The Conference Budget also includes additional Affordable Access funding proposed in the House Appropriations Committee budget, with the University receiving an additional \$1.4 million

The following schedule reflects funding from the 2022 General Assembly Session that is currently included in the proposed Conference Committee budget providing additional general fund support for the University in 2022-23:

2022-23 Projected General Assembly Funding Summary:

	Proposed Funding
E&G - Educational & General	
2021-22 Affordable Access	\$1,330,500
2022-23 Affordable Access	1,330,500
Employee Compensation Changes*	2,644,375
Minimum Wage Changes*	233,906
Fringe Benefit Changes*	(116,847)
Additional Affordable Access Funding	1,400,000
Total E&G General Fund Recommendations	\$6,822,434
SFA - Student Financial Assistance	
In-State Undergraduate Financial Aid	1,503,500
Total E&G and SFA General Fund	\$8,325,934

Notes:

(*) Central Appropriation amounts are not included in the University's line item appropriation. Instead, they are held centrally by the state and allocated after the start of the fiscal year. For this reason, estimates have been provided.

Other Mandatory Costs –

In addition to the state-mandated items, the University must also address teaching and research faculty promotion and tenure contractual commitments, operation and maintenance of facilities, contractual escalators for technology and maintenance contracts, escalating utilities, and committed costs for previously approved projects.

Savings Strategies –

Approved by the Board at the December 2020 meeting, the Faculty Early Retirement Program (FERP) provides special benefits to faculty who voluntarily retire from Radford University employment. This program is administered in accordance with the Code of Virginia requirements for the Voluntary Early Retirement Incentive Program. This program is authorized by the Code of Virginia §23.1-1302 and represents one of several transitional workforce programs supported by the Commonwealth. This program supports University commitments and assists administrators in responding to various financial and organizational challenges. The program facilitates the release of faculty resources for budget reallocation or reduction in accordance with strategic plan goals, enrollment changes, and other University needs, while providing a financial early retirement incentive for eligible faculty. This program is anticipated to generate savings and provide resources that will be used to balance the 2022-23 operating budget.

Out-of-State Tuition Outlook –

For 2022-23, the University proposes a 3.52 percent increase to out-of-state undergraduate tuition for main campus to equal the current RUC rate. Graduate out-of-state tuition for main campus and RUC will increase by three percent. Out-of-state students are required to cover 100 percent of the calculated cost of education. The University's rates currently exceed this requirement. The most recent SCHEV calculation (2021-22) indicated out-of-state students were covering 142 percent of the average cost of instruction at Radford University.

Refer to the Summary of Tuition and Fees for 2022-23, Schedule B, at the end of this document for further details on the proposed rates.

E&G Summary

The major factors considered in the proposed 2022-23 tuition rates by respective full-time student classification include: (1) anticipated Affordable Access funding, (2) anticipated mandatory cost increases, (3) the implementation of the University's Strategic Plan, (4) marketability of programs, and (5) essential programmatic needs of the University to sustain critical instructional support and student services.

Refer to the Summary of Tuition and Fees for 2022-23, Schedule B, at the end of this document, for the proposed rates. Part-time tuition rates are derived from the respective full-time tuition rate and can also be referenced in the Summary of Tuition and Fees for 2022-23.

Virginia Educator Tuition Rates:

The Virginia Educator rate is a reduced tuition rate for Virginia elementary and secondary school personnel, regardless of residency status, and assists with maintaining certification and supporting continued improvement in the quality of education provided to the citizens of the Commonwealth. This policy was implemented by the University in recognition of the importance for Virginia educators to enhance their professional knowledge and skills through recertification.

To be eligible for the reduced tuition rate, educators (including teachers, administrators, counselors, librarians, coaches, and other instructional support staff) must be a full-time contractual employee in a K-12 public or private school in the Commonwealth of Virginia. The courses must be for professional development (e.g. graduate degree, additional endorsements, or for re-licensure), not for planned career changes outside of education. Students pay approximately 77 percent of the approved standard in-state graduate per credit hour tuition rate.

Refer to the Summary of Tuition and Fees for 2022-23, Schedule B, at the end of this document for the proposed rate.

Differential Tuition Rates:

Differential tuition is recommended for specialized, high-demand, and/or costly programs. The current programs approved to charge differential tuition rates are provided in Schedule B for reference. Differential tuition rates were identified in the proposals submitted to the State Council for Higher Education (SCHEV) to support these programs upon their approval.

Additionally, in 2021-22 Radford University added differential program tuition for programs offered at Radford University Carilion. Those programs include Emergency Services, Medical Laboratory Science, Public Health (BS), Healthcare Administration (BS), Healthcare Administration (MS), and Health Sciences (MS).

In an effort to better align pricing for programs offered at Radford Main Campus and Radford University Carilion, the University added a differentiated rate for the Occupational Therapy (MS and OTD) at Radford University Carilion. The University also implemented a differential rate for the Doctor of Health Sciences (DHSC) to align the rate with other online offerings.

For 2022-23, the University is proposing a new rate for the Respiratory Therapy Associate to Bachelor program (ASRT to BSRT). The comprehensive and other applicable fees will be in addition to the per-credit-hour fee unless otherwise noted. Refer to the Summary of Tuition and Fees for 2022-23, Schedule B, at the end of this document for the proposed rates.

Radford Campus Full-Time Tuition Policy:

Radford University employs a flat rate tuition model. The model is based on one flat rate for full-time students taking between 12 and 16 credit hours. In support of graduating within four years, students are encouraged to take at least 15 credit hours a semester. However, students are charged on a per credit hour basis for incremental consumption in excess of 16 credit hours.

Online Academic Program Expansion – Fast Track:

In November 2020, Radford University entered into an agreement with Academic Partnerships (AP) to offer a select number of highly sought-after and affordable degree programs through the AP online platform. The partnership supports the delivery of existing programs in an expanded online format, beginning with Bachelor of Science in Nursing (RN to BSN), Master of Science in Nursing Administration, and Master of Business Administration degrees. The academic calendar for these programs has been modified to allow for a fast-track continuous semester approach. Terms are structured to have six start dates and last approximately seven weeks, thereby providing two terms inside one traditional 15-week term.

Refer to the Summary of Tuition and Fees for 2022-23, Schedule B, at the end of this document for the proposed rates.

Competency-based Education Rates:

During the 2017-18 academic year, Radford University initially piloted two certificate programs based on the competency-based education model – Cybersecurity and Geospatial Intelligence within the Vinod Chachra IMPACT Lab. The asynchronous curriculum of these programs gives students more control in completing requirements beyond the scope of the standard credit hour measurement. Students are required to achieve certain skills or competencies in a designated subject matter, regardless of time, before they can complete the program. Therefore, it is an outcome, or competency, driven model that allows students the flexibility to manage program workloads at their desired pace. As noted above, these certificate programs will now be included in the planned online academic program expansion.

The IMPACT Lab further expanded its offerings to include education content originally funded through the U.S. Department of Education supporting effective educator development. The Education three credit hour program provides self-paced, competency-based, online professional development to help teachers meet the needs of all students in today's increasingly challenging classrooms.

The 2022-23 rate structure is not proposed to change from the structure approved by the Board at the September 2021 meeting. Refer to the Summary of Tuition and Fees for 2022-23, Schedule B at the end of this document, for the proposed rates.

Technology Fee:

A technology fee was first approved in 2010-11 to assist with covering increasing costs associated with supporting technology services provided to students. This fee supports standardized student software requirements, such as Microsoft Office and antivirus protection. It also supports the increased demand on the campus network infrastructure, incremental cost for the student enterprise system, and emerging classroom technologies.

Based upon current technology requirements, the fee for 2022-23 is recommended to remain at an annual rate of \$96 for both main campus and RUC. Refer to the Summary of Tuition and Fees for 2022-23, Schedule B, at the end of this document for the proposed rate.

Online Comprehensive Fee (Previously Online Program Fee):

In recent years, additional information technology support has been applied across the programmatic spectrum and is no longer solely focused within fully online programs. For this reason the online program fee was recommended to be discontinued and replaced with an online comprehensive fee of \$30 per credit hour commencing fall 2021. The online comprehensive fee is proposed to remain at \$30 per credit hour for 2022-23. Refer to the Summary of Tuition and Fees for 2022-23, Schedule B, at the end of this document for the proposed rate.

Out-of-State Capital Fee:

The 2003 General Assembly required the establishment of a capital fee to be assessed to all out-of-state students at institutions of higher education in Virginia. This is required to pay a portion of the debt service on bonds issued under the 21st Century Program. The General Assembly previously increased the per credit hour fee in 2007, 2009, 2010, 2012, and 2017. The out-of-state capital fee is proposed to remain unchanged for 2022-23. Additionally, as part of the rate alignment between main campus and RUC, the RUC rates now include the capital fee for out-of-state students commencing fall 2021. Refer to the Summary of Tuition and Fees for 2022-23, Schedule B, at the end of this document for the proposed rate.

Radford University Carilion Tuition Rates:

With the establishment of Radford University Carilion (RUC) in 2019-20, RUC assumed a tuition policy and rate structure in the first year of operations that was similar to the structure previously employed by Jefferson College of Health Sciences (JCHS). As a private institution, JCHS's tuition and fee structure was designed to recover the full cost of education. As part of the merger in 2019-20, the University was able to secure \$1.7 million in general funds to help offset the high cost of delivering RUC's allied health programs. This infusion supported a 10 percent reduction in undergraduate tuition and fee rates. In 2020-21 the University reduced operating obligations and was able to further reduce tuition and fees for in-state undergraduates by an additional ten percent. During the 2021 General Assembly Session, the University was allocated an additional \$10.0 million in general funds for tuition affordability at RUC. Through this generous infusion of state funding, the University is able to fully align RUC tuition and fee rates for undergraduate in-state students to that of main campus. This was a critical step in providing affordable, high quality education in essential allied health programs to Virginia students.

For 2022-23, undergraduate in-state rates are proposed to increase by 2.96 percent in line with the main campus increase, while out-of-state undergraduate rates will remain constant to align with main campus rates. The technology fee is proposed to remain at \$96, which aligns with main campus. A capital fee for out-of-state students is charged at a per credit hour rate consistent with the requirements of the Commonwealth. Refer to the Summary of Tuition and Fees for 2022-23, Schedule B, at the end of this document for the proposed rate.

Several programs currently have a differential tuition rate – Emergency Services, Medical Laboratory Science, Healthcare Management (BS), Public Health (BS), Health Science (MS), Health Care Administration (MS), Occupational Therapy (MOT), Occupational Therapy (OTD),

Physical Therapy (DPT), and Health Sciences (DHSC). The rates are divided into the classifications of tuition and program fees. The technology fee is proposed to remain at \$96, which aligns with main campus. A capital fee for out-of-state students is charged as a per credit hour charge up to the flat rate per semester. A new differential rate is being proposed for Respiratory Therapy (ASRT to BSRT). Refer to the Summary of Tuition and Fees for 2022-23, Schedule B, at the end of this document for the proposed rate.

Graduate rates, charged on a per credit hour basis, are proposed to increase three percent. Any applicable program fees are not proposed to change. The technology fee is proposed to remain at \$96, which aligns with main campus. A capital fee for out-of-state students is charged at a per credit hour rate consistent with the requirements of the Commonwealth. Refer to the Summary of Tuition and Fees for 2022-23, Schedule B, at the end of this document for the proposed rate.

Bridge Program (NRB2RU):

Radford University embarked on an innovative partnership agreement with New River Community College (NRCC) in fall 2020 to offer students an alternative transfer pathway between NRCC and Radford University. Students wanting to attend the University who fall just outside of the admissions process may be selected to participate in the program, where they attend NRCC their first year, but live on the Radford University campus. The students pay tuition to NRCC, but pay room and board to Radford based on approved rates. Transit options are available between the two campuses, allowing students to interact and connect in both settings. This unique option offers students a traditional residential campus experience while they prepare for the rigors of a baccalaureate program. The University anticipates this program will increase the number of successful transfers and help the University meet its transfer goals.

Auxiliary Enterprises Program:

Comprehensive Fee:

The comprehensive fee is used to support certain student services and programs within auxiliary enterprise programs. Auxiliary enterprise activities are required to be self-supporting and, as such, do not receive any state support. Therefore, they must also maintain sufficient fund balances to provide their own operating support, renewal and replacement of equipment, and capital reserves.

The comprehensive fee has been paid by students enrolled on main campus in undergraduate and graduate degree programs. For 2022-23, the comprehensive fee is recommended to be assessed to all seat-based Radford University students enrolled in undergraduate and graduate degree programs unless a differentiated rate has been approved.

The University is recommending a 3.97 percent increase in the proposed 2022-23 comprehensive fee and no change in the online comprehensive fee rate of \$30. The rate adjustments will cover the cost of mandatory cost escalations, such as the projected state mandated five percent salary increase, maintenance and operating expenses, contract escalators, transit services, programmatic requirements, scholarships, and all associated indirect cost charges.

Following is a description of each component of the comprehensive fee:

Athletics: The student fee supports the intercollegiate athletic program, which includes athletic administration, intercollegiate varsity sports teams, travel, scholarships, operation and maintenance of facilities, auxiliary indirect cost, and equipment. This fee entitles students to free admission into all sporting events.

Auxiliary Building/Facilities: The student fee supports auxiliary operation and maintenance of facilities, facilities staff, maintenance reserve projects, leased properties, insurance, auxiliary indirect cost, and equipment.

Auxiliary Support: The student fee supports auxiliary support personnel, operations, and direct student cost associated with the student ONE Card services, technology support, photocopying services, and student wages.

Debt Service: The student fee supports debt service payments for auxiliary construction and renovation projections such as the Student Recreation and Wellness Center.

Recreation: The student fee supports the personnel, operations, maintenance, and equipment of all student recreation and intramural facilities and fields.

Student Activities: The student fee supports student programs, clubs, organizations, activities, and events for groups such as R-Space, Student Government Association, Greek Life, Student Organization Assistance and Resources (SOAR), LEAD Scholars Program, etc. Students can attend most events free of charge or at greatly reduced rates, depending on the type of event.

Student Health: The student fee supports general medical services provided by the Radford University Student Health Center, normal counseling services provided by Radford University Student Counseling Center, the Center for Accessibility Services, and educational and support services provided by the Substance Abuse and Violence Education Support (SAVES) Office.

Student Services: The student fee supports student professional development through career, advising, and other resource services.

Student Union: The student fee supports administrative and student personnel, operations, maintenance, programmatic events, and equipment for the Bonnie Hurlburt Student Center and Heth Hall meeting rooms.

Transportation: The student fee supports unlimited access to the Radford Transit bus service for enrolled Radford University students. Connections to other transit services (e.g. Smart Way Bus, Blacksburg Transit, etc.) may have separate user fees.

Refer to the Summary of Tuition and Fees for 2022-23, Schedule B, at the end of this document for the proposed rate.

Room Rates:

The University is recommending a three percent increase in the 2022-23 rates for main campus. This increase covers additional costs associated with scholarships, maintenance and operations, programmatic requirements, debt service payments, fringe benefit and health insurance rate adjustments, student support services, and all associated indirect cost charges.

The University offers a number of off-campus apartment buildings that provide students with an off-campus experience, yet continues to offer many of the same residential support services through the University. The apartments are structured by number of bed(s) per unit, ranging from 1 to 5 bed options, and whether the apartment has in-unit laundry or shared laundry services. The current pricing difference in laundry services equates to \$30 per bed per month. The rates, which are favorable to market rates, cover utilities, cable, and internet.

Students at RUC can reside in a luxury apartment in the Patrick Henry Building located in downtown Roanoke. There are three types of apartments: studio, one bedroom, and two bedrooms. RUC room fees are proposed to increase by four percent for 2022-23.

Refer to the Summary of Tuition and Fees for 2022-23, Schedule B, at the end of this document for further details on the proposed rates.

Board/Off-Campus Meal Plans:

The University is proposing a four percent increase in the 2022-23 meal plan rates. The increase covers costs associated with the annual dining services contractual agreement. Students living in University housing must select one of the residential board plans as part of their housing agreement. An off-campus, non-residential student may elect to participate in any of the approved meal plan options.

Refer to the Summary of Tuition and Fees for 2022-23, Schedule B, at the end of this document for further details on the proposed rates.

Reference Material:

For reference, Schedule C provides comparative charts and graphs of tuition and fees at Virginia's public four-year institutions of higher education. Radford University is a best value as one of the lowest total cost (tuition, fees, room and board) providers among Virginia's four-year public institutions.

Schedule A:
2022-23 Resource Allocation Analysis

	FY23 Proposed Preliminary Resource Allocation
REVENUE	
General Fund Changes	
2021-22 Affordable Access	\$1,330,500
2022-23 Affordable Access	\$1,330,500
2022-23 Salary Increase	2,644,375
2022-23 Minimum Wage (Est)	233,906
2022-23 Fringe/Central System Changes	(116,847)
2022-23 Affordable Access - Additional	1,400,000
Total GF Change	\$6,822,434
Nongeneral Fund Changes	
Tuition Alignment	(\$4,766,434)
Tuition Rate Change	1,585,524
Total NGF Changes	(\$3,180,910)
Total Revenue Changes	\$3,641,524
EXPENSES	
Non-Discretionary Cost Increases	
Compensation Adjustments	
2022-23 Salary Increase	\$5,095,073
2022-23 Minimum Wage (Est)	384,655
Fringe Adjustments	
2022-23 Fringe Rate Changes	(10,664)
Central Cost Commitments	
Promotion and Tenure	207,568
Contracts & Compliance	250,000
University Wage Adjustment	1,200,000
Recurring General Fund 2021-22*	1,330,500
Sub-Total Central Commitments	\$8,457,132
SAVINGS STRATEGIES	
Faculty Early Retirement Program	(\$2,299,326)
Strategic Reductions	(\$2,516,282)
Total Savings Strategies	(\$4,815,608)
Total Base Budget	\$3,641,524
RECURRING SURPLUS/(DEFICIT)	(\$0)
One time - Prorated compensation adj	\$471,823
One time - Bonus - General Fund	\$651,564
One time - Bonus	(\$1,123,387)
TOTAL SURPLUS/(DEFICIT)	\$0

* No new expense - adj to illustrate one-time funding from FY22

Schedule B
Summary of Proposed 2022-23 Tuition and Fees

	<u>Approved 2021-22</u>	<u>Proposed 2022-23</u>	<u>Dollar Change</u>	<u>Percent Change</u>
Radford University				
Undergraduate				
<u>In-state Undergraduate (full-time)</u>				
Tuition ¹	\$7,922	\$8,156	\$234	
Mandatory Technology Fee ²	96	96	0	
Mandatory Comprehensive Fee ²	3,524	3,664	140	
Total In-state Undergraduate	\$11,542	\$11,916	\$374	3.24%
Room - Standard Double	5,660	5,830	170	
Board - 19 Meal Plan	4,487	4,666	179	
Total In-state Undergraduate Living in University Housing	\$21,689	\$22,412	\$723	3.33%
<u>Out-of-state Undergraduate (full-time)</u>				
Tuition ¹	\$19,557	\$20,246	\$689	
Mandatory Capital Fee ²	447	447	0	
Mandatory Technology Fee ²	96	96	0	
Mandatory Comprehensive Fee ²	3,524	3,664	140	
Total Out-of-state Undergraduate	\$23,624	\$24,453	\$829	3.51%
Room - Standard Double	5,660	5,830	170	
Board - 19 Meal Plan	4,487	4,666	179	
Total Out-of-state Undergraduate Living In University Housing	\$33,771	\$34,949	\$1,178	3.49%

¹ Full-time tuition rates are based on 12-16 credit hours.

² For applicable differential tuition programs, students enrolled in 12 to 18 credit hours will be assessed up to the annualized rates for mandatory fees.

	<u>Approved 2021-22</u>	<u>Proposed 2022-23</u>	<u>Dollar Change</u>	<u>Percent Change</u>
Graduate				
<u>In-state Graduate (full-time)</u>				
Tuition ¹	\$8,915	\$9,182	\$267	
Mandatory Technology Fee ²	96	96	0	
Mandatory Comprehensive Fee ²	3,524	3,664	140	
Total In-state Graduate	\$12,535	\$12,942	\$407	3.25%
<u>Out-of-state Graduate (full-time)</u>				
Tuition ¹	\$17,441	\$17,964	\$523	
Mandatory Capital Fee ²	447	447	0	
Mandatory Technology Fee ²	96	96	0	
Mandatory Comprehensive Fee ²	3,524	3,664	140	
Total Out-of-state Graduate	\$21,508	\$22,171	\$663	3.08%

¹ Full-time tuition rates are based on 12-16 credit hours.

² For applicable differential tuition programs, students enrolled in 12 to 18 credit hours will be assessed up to the annualized rates for mandatory fees.

Per Credit Hour Rates³

Tuition (per credit hour)

Undergraduate

In-state	\$329	\$339	\$10	3.04%
Out-of-state	814	843	29	3.56%

Graduate

In-state	\$371	\$382	\$11	2.96%
Out-of-state	726	748	22	3.03%
Virginia Educator	284	293	9	3.17%

Other Mandatory Fees (per credit hour)

Technology Fee	\$4	\$4	\$0	0.00%
Capital Fee (Out-of-state only)	19	19	0	0.00%
Comprehensive Fee ⁴	147	152	5	3.40%
Online Comprehensive Fee ⁴	30	30	0	0.00%

³ Summer III tuition and mandatory fees are charged at regular academic year rates.

⁴ The Comprehensive fee applies to seat based programs, whereas the Online Comprehensive fee applies to select differential programs that are offered fully online. The Online Comprehensive fee is assessed on a per credit hour basis in lieu of the Comprehensive fee.

	<u>Approved 2021-22</u>	<u>Proposed 2022-23</u>	<u>Dollar Change</u>	<u>Percent Change</u>
Differential Tuition & Fees¹				
<u>Master of Occupational Therapy (MOT)</u>				
In-state (per credit hour):				
Tuition	\$376	\$376	\$0	
Program Fee	63	63	0	
Mandatory Technology Fee	4	4	0	
Mandatory Comprehensive Fee	147	152	5	
Total In-state Graduate MOT	\$590	\$595	\$5	0.84%
Out-of-state (per credit hour):				
Tuition	\$587	\$587	\$0	
Program Fee	63	63	0	
Mandatory Capital Fee	19	19	0	
Mandatory Technology Fee	4	4	0	
Mandatory Comprehensive Fee	147	152	5	
Total Out-of-state Graduate MOT	\$820	\$825	\$5	0.61%
<u>Master of Fine Arts in Design Thinking (MFA)</u>				
In-state (per credit hour):				
Tuition	\$744	\$744	\$0	
Mandatory Technology Fee	4	4	0	
Mandatory Online Comprehensive Fee	30	30	0	
Total In-state MFA	\$778	\$778	\$0	0.00%
Out-of-state (per credit hour):				
Tuition	\$744	\$744	\$0	
Mandatory Capital Fee	19	19	0	
Mandatory Technology Fee	4	4	0	
Mandatory Online Comprehensive Fee	30	30	0	
Total Out-of-state MFA	\$797	\$797	\$0	0.00%

¹ For applicable differential tuition programs, students enrolled in 12 to 18 credit hours will be assessed up to the annualized rates for mandatory fees.

	<u>Approved 2021-22</u>	<u>Proposed 2022-23</u>	<u>Dollar Change</u>	<u>Percent Change</u>
Differential Tuition & Fees¹				
<u>Doctor of Nursing Practice (DNP)</u>				
In-state (per credit hour):				
Tuition	\$504	\$504	\$0	
Mandatory Technology Fee	4	4	0	
Mandatory Online Comprehensive Fee	30	30	0	
Total In-state DNP	\$538	\$538	\$0	0.00%
Out-of-state (per credit hour):				
Tuition	\$997	\$997	\$0	
Mandatory Capital Fee	19	19	0	
Mandatory Technology Fee	4	4	0	
Mandatory Online Comprehensive Fee	30	30	0	
Total Out-of-state DNP	\$1,050	\$1,050	\$0	0.00%
<u>Doctor of Education (Ed.D.)</u>				
In-state (per credit hour):				
Tuition	\$371	\$371	\$0	
Program Fee	101	101	0	
Mandatory Technology Fee	4	4	0	
Mandatory Online Comprehensive Fee	30	30	0	
Total In-state Ed.D.	\$506	\$506	\$0	0.00%
Out-of-state (per credit hour):				
Tuition	\$371	\$371	\$0	
Program Fee	101	101	0	
Mandatory Capital Fee	19	19	0	
Mandatory Technology Fee	4	4	0	
Mandatory Online Comprehensive Fee	30	30	0	
Total Out-of-state Ed.D.	\$525	\$525	\$0	0.00%

¹ For applicable differential tuition programs, students enrolled in 12 to 18 credit hours will be assessed up to the annualized rates for mandatory fees.

	Approved 2021-22	Proposed 2022-23	Dollar Change	Percent Change
Differential Tuition & Fees - Fast Track¹				
<u>RN to BSN²</u>				
In-state (per credit hour):				
Tuition	\$299	\$299	\$0	
Mandatory Technology Fee	4	4	0	
Mandatory Online Comprehensive Fee	30	30	0	
Total In-state RN to BSN	\$333	\$333	\$0	0.00%
Out-of-state (per credit hour):				
Tuition	\$299	\$299	\$0	
Mandatory Technology Fee	4	4	0	
Mandatory Online Comprehensive Fee	30	30	0	
Total Out-of-state RN to BSN	\$333	\$333	\$0	0.00%
<u>Master of Business Administration²</u>				
In-state (per credit hour):				
Tuition	\$410	\$410	\$0	
Mandatory Technology Fee	4	4	0	
Mandatory Online Comprehensive Fee	30	30	0	
Total In-state MBA	\$444	\$444	\$0	0.00%
Out-of-state (per credit hour):				
Tuition	\$410	\$410	\$0	
Mandatory Technology Fee	4	4	0	
Mandatory Online Comprehensive Fee	30	30	0	
Total Out-of-state MBA	\$444	\$444	\$0	0.00%

¹ For applicable differential tuition programs, students enrolled in 12 to 18 credit hours will be assessed up to the annualized rates for mandatory fees.

² Proposed rates in accordance with 7-week term online campus expansion program. Absent 7-week term structure prior year rates would apply.

	Approved 2021-22	Proposed 2022-23	Dollar Change	Percent Change
Differential Tuition & Fees - Fast Track¹				
<u>Master of Science in Nursing, MSN²</u>				
In-state Graduate (per credit hour):				
Tuition	\$420	\$420	\$0	
Mandatory Technology Fee	4	4	0	
Mandatory Online Comprehensive Fee	30	30	0	
Total In-state MSN	\$454	\$454	\$0	0.00%
Out-of-state Graduate (per credit hour):				
Tuition	\$420	\$420	\$0	
Mandatory Technology Fee	4	4	0	
Mandatory Online Comprehensive Fee	30	30	0	
Total Out-of-state MSN	\$454	\$454	\$0	0.00%

¹ For applicable differential tuition programs, students enrolled in 12 to 18 credit hours will be assessed up to the annualized rates for mandatory fees.

² Proposed rates in accordance with 7-week term online campus expansion program. Absent 7-week term structure prior year rates would apply.

	<u>Approved 2021-22</u>	<u>Proposed 2022-23</u>	<u>Dollar Change</u>	<u>Percent Change</u>
Differential Tuition & Fees - TTIP¹				
<u>Tech Talent Investment Program (TTIP)</u>				
In-state (per credit hour):				
Tuition	\$216	\$216	\$0	
Mandatory Technology Fee	\$4	4	0	
Mandatory Online Comprehensive Fee	\$30	30	0	
Total In-state Undergraduate TTIP	\$250	\$250	\$0	0.00%
Out-of-state (per credit hour):				
Tuition	\$216	\$216	\$0	
Mandatory Capital Fee	\$19	19	0	
Mandatory Technology Fee	\$4	4	0	
Mandatory Online Comprehensive Fee	\$30	30	0	
Total Out-of-state Undergraduate TTIP	\$269	\$269	\$0	0.00%

¹ For applicable differential tuition programs, students enrolled in 12 to 18 credit hours will be assessed up to the annualized rates for mandatory fees.

	<u>Approved 2021-22</u>	<u>Proposed 2022-23</u>	<u>Dollar Change</u>	<u>Percent Change</u>
Competency-Based Education (CBE)¹				
<u>Cybersecurity - CBE (per credit hour)^{2,3}</u>				
Tuition	\$316	\$316	\$0	
Mandatory Technology Fee	4	4	0	
Mandatory Online Comprehensive Fee	30	30	0	
Total Cybersecurity - CBE	\$350	\$350	\$0	0.00%
<u>Geospatial - CBE (per credit hour)^{2,3}</u>				
Tuition	\$316	\$316	\$0	
Mandatory Technology Fee	4	4	0	
Mandatory Online Comprehensive Fee	30	30	0	
Total Geospatial - CBE	\$350	\$350	\$0	0.00%
<u>Education - CBE (per credit hour)^{2,3}</u>				
Tuition	\$316	\$316	\$0	
Mandatory Technology Fee	4	4	0	
Mandatory Online Comprehensive Fee	30	30	0	
Total Education - CBE	\$350	\$350	\$0	0.00%
<u>Data Science - CBE (per credit hour)^{2,3}</u>				
Tuition	\$316	\$316	\$0	
Mandatory Technology Fee	4	4	0	
Mandatory Online Comprehensive Fee	30	30	0	
Total Data Science - CBE	\$350	\$350	\$0	0.00%

¹ Per Credit Hour rates approved September 2021

² Rate reduction of 10% may be applied for prepaid certificate program.

	Approved	Proposed	Dollar	Percent
	2021-22	2022-23	Change	Change
Comprehensive Fee¹				
Mandatory Comprehensive Fee				
Athletics	\$1,299	\$1,398	\$99	
Auxiliary Building/Facilities	272	272	0	
Auxiliary Support	243	249	6	
Debt Service	305	305	0	
Recreation	319	326	7	
Student Activities	152	152	0	
Student Health	361	374	13	
Student Services	103	105	2	
Student Union	320	332	12	
Transit	150	151	1	
Total Comprehensive Fee	\$3,524	\$3,664	\$140	3.97%

¹ The Online Comprehensive Fee is allocated utilizing a pro rata distribution of the full-time rate allocation.

	Approved 2021-22	Proposed 2022-23	Dollar Change	Percent Change
Fall & Spring Annual Room Rates^{1,2}				
On-Campus Room				
Traditional Double	\$5,011	\$5,160	\$149	2.97%
Standard Double - Phase I	5,660	5,830	170	3.00%
Standard Double - Phase II	5,829	6,004	175	3.00%
Traditional Single	7,315	7,534	219	2.99%
Standard Single - Phase I	8,050	8,292	242	3.01%
Standard Single - Phase II	8,293	8,542	249	3.00%
Standard - Super Suite	6,120	6,304	184	3.01%
Deluxe - Super Suite	6,522	6,718	196	3.01%
Off-Campus Room				
University Apartment - 1 bed	7,880	8,116	236	2.99%
University Apartment - 2 bed	7,501	7,726	225	3.00%
University Apartment - 3 bed	7,123	7,336	213	2.99%
University Apartment - 4 bed	6,744	6,946	202	3.00%
University Apartment - 5 bed	6,366	6,556	190	2.98%
University Apartment - 1 bed (incl. laundry)	8,258	8,506	248	3.00%
University Apartment - 2 bed (incl. laundry)	7,880	8,116	236	2.99%
University Apartment - 3 bed (incl. laundry)	7,501	7,726	225	3.00%
University Apartment - 4 bed (incl. laundry)	7,123	7,336	213	2.99%
University Apartment - 5 bed (incl. laundry)	6,744	6,946	202	3.00%
Fall & Spring Annual Board & Meal Plan Rates^{2,3}				
Residential Board Plan				
Flex Plan	\$4,352	\$4,526	\$174	4.00%
19 Meal Plan	4,487	4,666	179	3.99%
15 Meal Plan	4,364	4,538	174	3.99%
Apt Block	2,292	2,384	92	4.01%
Non-Residential Meal Plan (optional)				
Flex Jr. Plan	\$2,200	\$2,288	\$88	4.00%
65 Meal Plan	1,097	1,140	43	3.92%
90 Meal Plan	1,518	1,578	60	3.95%
5 Meal Plan	1,616	1,680	64	3.96%

¹ Rates are listed on a per student/per bed basis.

² Summer and break rates are prorated based on the approved

³ Select board and meal plans may not be available each term.

	<u>Approved</u> <u>2021-22</u>	<u>Proposed</u> <u>2022-23</u>	<u>Dollar</u> <u>Change</u>	<u>Percent</u> <u>Change</u>
--	-----------------------------------	-----------------------------------	--------------------------------	---------------------------------

Radford University Carilion

Undergraduate Tuition¹ & Fees²

In-state Undergraduate (full-time)

Tuition	\$7,922	\$8,156	\$234	
Mandatory Technology Fee	96	96	0	
Mandatory Comprehensive Fee	3,524	3,664	140	
Total In-state Undergraduate	\$11,542	\$11,916	\$374	3.24%

Out-of-state Undergraduate (full-time)

Tuition	\$20,246	\$20,246	\$0	
Mandatory Capital Fee	447	447	0	
Mandatory Technology Fee	96	96	0	
Mandatory Comprehensive Fee	3,524	3,664	140	
Total Out-of-state Undergraduate	\$24,313	\$24,453	\$140	0.58%

¹ Full-time tuition rates are based on 12-16 credit hours.

² For applicable differential tuition programs, students enrolled in 12 to 18 credit hours will be assessed up to the annualized rates for mandatory fees.

	<u>Approved 2021-22</u>	<u>Proposed 2022-23</u>	<u>Dollar Change</u>	<u>Percent Change</u>
Per Credit Hour Rates¹				
<u>In-state Undergraduate (per credit hour)</u>				
Tuition	\$329	\$339	\$10	
Mandatory Technology Fee	4	4	0	
Mandatory Comprehensive Fee	147	152	5	
Total In-state Undergraduate	\$480	\$495	\$15	3.12%
<u>Out-of-state Undergraduate (per credit hour)</u>				
Tuition	\$843	\$843	\$0	
Mandatory Capital Fee	19	19	0	
Mandatory Technology Fee	4	4	0	
Mandatory Comprehensive Fee	147	152	5	
Total Out-of-state Undergraduate	\$1,013	\$1,018	\$5	0.49%
<u>In-state Graduate (per credit hour)</u>				
Tuition	\$371	\$382	\$11	
Program Fee	298	298	0	
Mandatory Technology Fee	4	4	0	
Mandatory Comprehensive Fee	147	152	5	
Total In-state Graduate	\$820	\$836	\$16	1.96%
<u>Out-of-state Graduate (per credit hour)</u>				
Tuition	\$371	\$382	\$11	
Program Fee	298	298	0	
Mandatory Capital Fee	19	19	0	
Mandatory Technology Fee	4	4	0	
Mandatory Comprehensive Fee	147	152	5	
Total Out-of-state Graduate	\$839	\$855	\$16	1.91%

¹ Summer III tuition and mandatory fees are charged at regular academic year rates.

	<u>Approved 2021-22</u>	<u>Proposed 2022-23</u>	<u>Dollar Change</u>	<u>Percent Change</u>
Differential Tuition and Fees¹				
<u>Emergency Services, BS</u>				
In-state Undergraduate (per credit hour):				
Tuition	\$329	\$329	\$0	
Mandatory Technology Fee	4	4	0	
Mandatory Comprehensive Fee	147	152	5	
Total In-state Emergency Services, BS	\$480	\$485	\$5	1.04%
Out-of-state Undergraduate (per credit hour):				
Tuition	\$329	\$329	\$0	
Mandatory Capital Fee	19	19	0	
Mandatory Technology Fee	4	4	0	
Mandatory Comprehensive Fee	147	152	5	
Total Out-of-state Emergency Services, BS	\$499	\$504	\$5	1.00%
<u>Medical Laboratory Science (MLS), BS</u>				
In-state Undergraduate (per credit hour):				
Tuition	\$329	\$329	\$0	
Mandatory Technology Fee	4	4	0	
Mandatory Comprehensive Fee	147	152	5	
Total In-state MLS, BS	\$480	\$485	\$5	1.04%
Out-of-state Undergraduate (per credit hour):				
Tuition	\$329	\$329	\$0	
Mandatory Capital Fee	19	19	0	
Mandatory Technology Fee	4	4	0	
Mandatory Comprehensive Fee	147	152	5	
Total Out-of-state MLS, BS	\$499	\$504	\$5	1.00%

¹ For applicable differential tuition programs, students enrolled in 12 to 18 credit hours will be assessed up to the annualized rates for mandatory fees.

	<u>Approved 2021-22</u>	<u>Proposed 2022-23</u>	<u>Dollar Change</u>	<u>Percent Change</u>
Differential Tuition and Fees¹				
<u>Respiratory Therapy, BS (ASRT-BSRT)</u>				
In-state Undergraduate (per credit hour):				
Tuition	N/A	\$299		
Mandatory Technology Fee	N/A	4		
Mandatory Online Comprehensive Fee	N/A	30		
Total In-state ASRT-BSRT	N/A	\$333	N/A	N/A
Out-of-state Undergraduate (per credit hour):				
Tuition	N/A	\$299		
Mandatory Capital Fee	N/A	19		
Mandatory Technology Fee	N/A	4		
Mandatory Online Comprehensive Fee	N/A	30		
Total Out-of-state ASRT-BSRT	N/A	\$352	N/A	N/A
<u>Healthcare Administration, BS</u>				
In-state Undergraduate (per credit hour):				
Tuition	\$307	\$307	\$0	
Mandatory Technology Fee	4	4	0	
Mandatory Comprehensive Fee	147	152	5	
Total In-state Healthcare Administration, BS	\$458	\$463	\$5	1.09%
Out-of-state Undergraduate (per credit hour):				
Tuition	\$307	\$307	\$0	
Mandatory Capital Fee	19	19	0	
Mandatory Technology Fee	4	4	0	
Mandatory Comprehensive Fee	147	152	5	
Total Out-of-state Healthcare Admin., BS	\$477	\$482	\$5	1.04%

¹ For applicable differential tuition programs, students enrolled in 12 to 18 credit hours will be assessed up to the annualized rates for mandatory fees.

	<u>Approved 2021-22</u>	<u>Proposed 2022-23</u>	<u>Dollar Change</u>	<u>Percent Change</u>
Differential Tuition and Fees¹				
<u>Public Health, BS</u>				
In-state Undergraduate (per credit hour):				
Tuition	\$307	\$307	\$0	
Mandatory Technology Fee	4	4	0	
Mandatory Comprehensive Fee	147	152	5	
Total In-state Public Health, BS	\$458	\$463	\$5	1.09%
Out-of-state Undergraduate (per credit hour):				
Tuition	\$307	\$307	\$0	
Mandatory Capital Fee	19	19	0	
Mandatory Technology Fee	4	4	0	
Mandatory Comprehensive Fee	147	152	5	
Total Out-of-state Public Health, BS	\$477	\$482	\$5	1.04%
<u>Health Sciences, MS</u>				
In-state Graduate (per credit hour):				
Tuition	\$371	\$371	\$0	
Program Fee	223	223	0	
Mandatory Technology Fee	4	4	0	
Mandatory Online Comprehensive Fee	30	30	0	
Total In-state Health Sciences, MS	\$628	\$628	\$0	0.00%
Out-of-state Graduate (per credit hour):				
Tuition	\$371	\$371	\$0	
Program Fee	223	223	0	
Mandatory Capital Fee	19	19	0	
Mandatory Technology Fee	4	4	0	
Mandatory Online Comprehensive Fee	30	30	0	
Total Out-of-state Health Sciences, MS	\$647	\$647	\$0	0.00%

¹ For applicable differential tuition programs, students enrolled in 12 to 18 credit hours will be assessed up to the annualized rates for mandatory fees.

	<u>Approved 2021-22</u>	<u>Proposed 2022-23</u>	<u>Dollar Change</u>	<u>Percent Change</u>
Differential Tuition and Fees¹				
<u>Master of Occupational Therapy, MOT</u>				
In-state Graduate (per credit hour):				
Tuition	\$376	\$376	\$0	
Program Fee	63	63	0	
Mandatory Technology Fee	4	4	0	
Mandatory Comprehensive Fee	147	152	5	
Total In-state MOT	\$590	\$595	\$5	0.85%
Out-of-state Graduate (per credit hour):				
Tuition	\$587	\$587	\$0	
Program Fee	63	63	0	
Mandatory Capital Fee	19	19	0	
Mandatory Technology Fee	4	4	0	
Mandatory Comprehensive Fee	147	152	5	
Total Out-of-state MOT	\$820	\$825	\$5	0.61%
<u>Healthcare Administration, MS</u>				
In-state Graduate (per credit hour):				
Tuition	\$371	\$371	\$0	
Program Fee	212	212	0	
Mandatory Technology Fee	4	4	0	
Mandatory Online Comprehensive Fee	30	30	0	
Total In-state Healthcare Admin., MS	\$617	\$617	\$0	-0.02%
Out-of-state Graduate (per credit hour):				
Tuition	\$371	\$371	\$0	
Program Fee	212	212	0	
Mandatory Capital Fee	19	19	0	
Mandatory Technology Fee	4	4	0	
Mandatory Online Comprehensive Fee	30	30	0	
Total Out-of-state Healthcare Admin., MS	\$636	\$636	\$0	-0.02%

¹ For applicable differential tuition programs, students enrolled in 12 to 18 credit hours will be assessed up to the annualized rates for mandatory fees.

² Proposed rates in accordance with 7-week term online campus expansion program. Absent 7-week term structure prior year rates would apply.

	<u>Approved 2021-22</u>	<u>Proposed 2022-23</u>	<u>Dollar Change</u>	<u>Percent Change</u>
Differential Tuition and Fees¹				
<u>Doctor of Occupational Therapy, OTD</u>				
In-state Graduate (per credit hour):				
Tuition	\$376	\$376	\$0	
Program Fee	181	181	0	
Mandatory Technology Fee	4	4	0	
Mandatory Online Comprehensive Fee	30	30	0	
Total In-state OTD	\$591	\$591	\$0	0.00%
Out-of-state Graduate (per credit hour):				
Tuition	\$587	\$587	\$0	
Program Fee	181	181	0	
Mandatory Capital Fee	19	19	0	
Mandatory Technology Fee	4	4	0	
Mandatory Online Comprehensive Fee	30	30	0	
Total Out-of-state OTD	\$821	\$821	\$0	0.00%
<u>Doctor of Health Sciences, DHSC</u>				
In-state Graduate (per credit hour):				
Tuition	\$371	\$371	\$0	
Program Fee	416	416	0	
Mandatory Technology Fee	4	4	0	
Mandatory Online Comprehensive Fee	30	30	0	
Total In-state DHSC	\$821	\$821	\$0	0.00%
Out-of-state Graduate (per credit hour):				
Tuition	\$371	\$371	\$0	
Program Fee	416	416	0	
Mandatory Capital Fee	19	19	0	
Mandatory Technology Fee	4	4	0	
Mandatory Online Comprehensive Fee	30	30	0	
Total Out-of-state DHSC	\$840	\$840	\$0	0.00%

¹ For applicable differential tuition programs, students enrolled in 12 to 18 credit hours will be assessed up to the annualized rates for mandatory fees.

	<u>Approved 2021-22</u>	<u>Proposed 2022-23</u>	<u>Dollar Change</u>	<u>Percent Change</u>
Differential Tuition and Fees¹				
<u>Doctor of Physical Therapy, DPT</u>				
In-state Graduate (per credit hour):				
Tuition	\$480	\$480	\$0	
Mandatory Technology Fee	4	4	0	
Mandatory Comprehensive Fee	147	152	5	
Total In-state DPT	\$631	\$636	\$5	0.79%
Out-of-state Graduate (per credit hour):				
Tuition	\$966	\$966	\$0	
Mandatory Capital Fee	19	19	0	
Mandatory Technology Fee	4	4	0	
Mandatory Comprehensive Fee	147	152	5	
Total Out-of-state DPT	\$1,136	\$1,141	\$5	0.44%

¹ For applicable differential tuition programs, students enrolled in 12 to 18 credit hours will be assessed up to the annualized rates for mandatory fees.

	Approved	Proposed	Dollar	Percent
	2021-22	2022-23	Change	Change

Fall & Spring Annual Room Rates¹

Off-Campus Rooms

Patrick Henry - 1 bed studio (incl. laundry)	\$7,880	\$8,194	\$314	3.98%
Patrick Henry - 2 bed standard (incl. laundry)	7,501	7,800	299	3.99%
Patrick Henry - 2 bed studio (incl. laundry)	7,123	7,408	285	4.00%
Patrick Henry - 4 bed standard (incl. laundry)	6,744	7,014	270	4.00%

¹Summer rates are prorated based on the approved annualized rate.

RADFORD UNIVERSITY BOARD OF VISITORS
June 13, 2022

Action Item
Recommendation for 2022-23 Tuition and Fees

NOW, THEREFORE, BE IT RESOLVED that the Radford University Board of Visitors approves tuition and fees for the 2022-23 academic year as reflected in the Summary of Proposed 2022-23 Tuition and Fees beginning with the Fall 2022 semester and thereafter until otherwise adjusted by the Board of Visitors.

Schedule B
Summary of Proposed 2022-23 Tuition and Fees

	<u>Approved 2021-22</u>	<u>Proposed 2022-23</u>	<u>Dollar Change</u>	<u>Percent Change</u>
Radford University				
Undergraduate				
<u>In-state Undergraduate (full-time)</u>				
Tuition ¹	\$7,922	\$8,156	\$234	
Mandatory Technology Fee ²	96	96	0	
Mandatory Comprehensive Fee ²	3,524	3,664	140	
Total In-state Undergraduate	\$11,542	\$11,916	\$374	3.24%
Room - Standard Double	5,660	5,830	170	
Board - 19 Meal Plan	4,487	4,666	179	
Total In-state Undergraduate Living in University Housing	\$21,689	\$22,412	\$723	3.33%
<u>Out-of-state Undergraduate (full-time)</u>				
Tuition ¹	\$19,557	\$20,246	\$689	
Mandatory Capital Fee ²	447	447	0	
Mandatory Technology Fee ²	96	96	0	
Mandatory Comprehensive Fee ²	3,524	3,664	140	
Total Out-of-state Undergraduate	\$23,624	\$24,453	\$829	3.51%
Room - Standard Double	5,660	5,830	170	
Board - 19 Meal Plan	4,487	4,666	179	
Total Out-of-state Undergraduate Living In University Housing	\$33,771	\$34,949	\$1,178	3.49%

¹ Full-time tuition rates are based on 12-16 credit hours.

² For applicable differential tuition programs, students enrolled in 12 to 18 credit hours will be assessed up to the annualized rates for mandatory fees.

	Approved 2021-22	Proposed 2022-23	Dollar Change	Percent Change
Graduate				
<u>In-state Graduate (full-time)</u>				
Tuition ¹	\$8,915	\$9,182	\$267	
Mandatory Technology Fee ²	96	96	0	
Mandatory Comprehensive Fee ²	3,524	3,664	140	
Total In-state Graduate	\$12,535	\$12,942	\$407	3.25%
<u>Out-of-state Graduate (full-time)</u>				
Tuition ¹	\$17,441	\$17,964	\$523	
Mandatory Capital Fee ²	447	447	0	
Mandatory Technology Fee ²	96	96	0	
Mandatory Comprehensive Fee ²	3,524	3,664	140	
Total Out-of-state Graduate	\$21,508	\$22,171	\$663	3.08%

¹ Full-time tuition rates are based on 12-16 credit hours.

² For applicable differential tuition programs, students enrolled in 12 to 18 credit hours will be assessed up to the annualized rates for mandatory fees.

Per Credit Hour Rates³

Tuition (per credit hour)

Undergraduate

In-state	\$329	\$339	\$10	3.04%
Out-of-state	814	843	29	3.56%

Graduate

In-state	\$371	\$382	\$11	2.96%
Out-of-state	726	748	22	3.03%
Virginia Educator	284	293	9	3.17%

Other Mandatory Fees (per credit hour)

Technology Fee	\$4	\$4	\$0	0.00%
Capital Fee (Out-of-state only)	19	19	0	0.00%
Comprehensive Fee ⁴	147	152	5	3.40%
Online Comprehensive Fee ⁴	30	30	0	0.00%

³ Summer III tuition and mandatory fees are charged at regular academic year rates.

⁴ The Comprehensive fee applies to seat based programs, whereas the Online Comprehensive fee applies to select differential programs that are offered fully online. The Online Comprehensive fee is assessed on a per credit hour basis in lieu of the Comprehensive fee.

	<u>Approved 2021-22</u>	<u>Proposed 2022-23</u>	<u>Dollar Change</u>	<u>Percent Change</u>
Differential Tuition & Fees¹				
<u>Master of Occupational Therapy (MOT)</u>				
In-state (per credit hour):				
Tuition	\$376	\$376	\$0	
Program Fee	63	63	0	
Mandatory Technology Fee	4	4	0	
Mandatory Comprehensive Fee	147	152	5	
Total In-state Graduate MOT	\$590	\$595	\$5	0.84%
Out-of-state (per credit hour):				
Tuition	\$587	\$587	\$0	
Program Fee	63	63	0	
Mandatory Capital Fee	19	19	0	
Mandatory Technology Fee	4	4	0	
Mandatory Comprehensive Fee	147	152	5	
Total Out-of-state Graduate MOT	\$820	\$825	\$5	0.61%
<u>Master of Fine Arts in Design Thinking (MFA)</u>				
In-state (per credit hour):				
Tuition	\$744	\$744	\$0	
Mandatory Technology Fee	4	4	0	
Mandatory Online Comprehensive Fee	30	30	0	
Total In-state MFA	\$778	\$778	\$0	0.00%
Out-of-state (per credit hour):				
Tuition	\$744	\$744	\$0	
Mandatory Capital Fee	19	19	0	
Mandatory Technology Fee	4	4	0	
Mandatory Online Comprehensive Fee	30	30	0	
Total Out-of-state MFA	\$797	\$797	\$0	0.00%

¹ For applicable differential tuition programs, students enrolled in 12 to 18 credit hours will be assessed up to the annualized rates for mandatory fees.

	<u>Approved 2021-22</u>	<u>Proposed 2022-23</u>	<u>Dollar Change</u>	<u>Percent Change</u>
Differential Tuition & Fees¹				
<u>Doctor of Nursing Practice (DNP)</u>				
In-state (per credit hour):				
Tuition	\$504	\$504	\$0	
Mandatory Technology Fee	4	4	0	
Mandatory Online Comprehensive Fee	30	30	0	
Total In-state DNP	\$538	\$538	\$0	0.00%
Out-of-state (per credit hour):				
Tuition	\$997	\$997	\$0	
Mandatory Capital Fee	19	19	0	
Mandatory Technology Fee	4	4	0	
Mandatory Online Comprehensive Fee	30	30	0	
Total Out-of-state DNP	\$1,050	\$1,050	\$0	0.00%
<u>Doctor of Education (Ed.D.)</u>				
In-state (per credit hour):				
Tuition	\$371	\$371	\$0	
Program Fee	101	101	0	
Mandatory Technology Fee	4	4	0	
Mandatory Online Comprehensive Fee	30	30	0	
Total In-state Ed.D.	\$506	\$506	\$0	0.00%
Out-of-state (per credit hour):				
Tuition	\$371	\$371	\$0	
Program Fee	101	101	0	
Mandatory Capital Fee	19	19	0	
Mandatory Technology Fee	4	4	0	
Mandatory Online Comprehensive Fee	30	30	0	
Total Out-of-state Ed.D.	\$525	\$525	\$0	0.00%

¹ For applicable differential tuition programs, students enrolled in 12 to 18 credit hours will be assessed up to the annualized rates for mandatory fees.

	<u>Approved 2021-22</u>	<u>Proposed 2022-23</u>	<u>Dollar Change</u>	<u>Percent Change</u>
Differential Tuition & Fees - Fast Track¹				
<u>RN to BSN²</u>				
In-state (per credit hour):				
Tuition	\$299	\$299	\$0	
Mandatory Technology Fee	4	4	0	
Mandatory Online Comprehensive Fee	30	30	0	
Total In-state RN to BSN	\$333	\$333	\$0	0.00%
Out-of-state (per credit hour):				
Tuition	\$299	\$299	\$0	
Mandatory Technology Fee	4	4	0	
Mandatory Online Comprehensive Fee	30	30	0	
Total Out-of-state RN to BSN	\$333	\$333	\$0	0.00%
<u>Master of Business Administration²</u>				
In-state (per credit hour):				
Tuition	\$410	\$410	\$0	
Mandatory Technology Fee	4	4	0	
Mandatory Online Comprehensive Fee	30	30	0	
Total In-state MBA	\$444	\$444	\$0	0.00%
Out-of-state (per credit hour):				
Tuition	\$410	\$410	\$0	
Mandatory Technology Fee	4	4	0	
Mandatory Online Comprehensive Fee	30	30	0	
Total Out-of-state MBA	\$444	\$444	\$0	0.00%

¹ For applicable differential tuition programs, students enrolled in 12 to 18 credit hours will be assessed up to the annualized rates for mandatory fees.

² Proposed rates in accordance with 7-week term online campus expansion program. Absent 7-week term structure prior year rates would apply.

	Approved 2021-22	Proposed 2022-23	Dollar Change	Percent Change
Differential Tuition & Fees - Fast Track¹				
<u>Master of Science in Nursing, MSN²</u>				
In-state Graduate (per credit hour):				
Tuition	\$420	\$420	\$0	
Mandatory Technology Fee	4	4	0	
Mandatory Online Comprehensive Fee	30	30	0	
Total In-state MSN	\$454	\$454	\$0	0.00%
Out-of-state Graduate (per credit hour):				
Tuition	\$420	\$420	\$0	
Mandatory Technology Fee	4	4	0	
Mandatory Online Comprehensive Fee	30	30	0	
Total Out-of-state MSN	\$454	\$454	\$0	0.00%

¹ For applicable differential tuition programs, students enrolled in 12 to 18 credit hours will be assessed up to the annualized rates for mandatory fees.

² Proposed rates in accordance with 7-week term online campus expansion program. Absent 7-week term structure prior year rates would apply.

	<u>Approved 2021-22</u>	<u>Proposed 2022-23</u>	<u>Dollar Change</u>	<u>Percent Change</u>
Differential Tuition & Fees - TTIP¹				
<u>Tech Talent Investment Program (TTIP)</u>				
In-state (per credit hour):				
Tuition	\$216	\$216	\$0	
Mandatory Technology Fee	\$4	4	0	
Mandatory Online Comprehensive Fee	\$30	30	0	
Total In-state Undergraduate TTIP	\$250	\$250	\$0	0.00%
Out-of-state (per credit hour):				
Tuition	\$216	\$216	\$0	
Mandatory Capital Fee	\$19	19	0	
Mandatory Technology Fee	\$4	4	0	
Mandatory Online Comprehensive Fee	\$30	30	0	
Total Out-of-state Undergraduate TTIP	\$269	\$269	\$0	0.00%

¹ For applicable differential tuition programs, students enrolled in 12 to 18 credit hours will be assessed up to the annualized rates for mandatory fees.

	<u>Approved 2021-22</u>	<u>Proposed 2022-23</u>	<u>Dollar Change</u>	<u>Percent Change</u>
Competency-Based Education (CBE)¹				
<u>Cybersecurity - CBE (per credit hour)^{2,3}</u>				
Tuition	\$316	\$316	\$0	
Mandatory Technology Fee	4	4	0	
Mandatory Online Comprehensive Fee	30	30	0	
Total Cybersecurity - CBE	\$350	\$350	\$0	0.00%
<u>Geospatial - CBE (per credit hour)^{2,3}</u>				
Tuition	\$316	\$316	\$0	
Mandatory Technology Fee	4	4	0	
Mandatory Online Comprehensive Fee	30	30	0	
Total Geospatial - CBE	\$350	\$350	\$0	0.00%
<u>Education - CBE (per credit hour)^{2,3}</u>				
Tuition	\$316	\$316	\$0	
Mandatory Technology Fee	4	4	0	
Mandatory Online Comprehensive Fee	30	30	0	
Total Education - CBE	\$350	\$350	\$0	0.00%
<u>Data Science - CBE (per credit hour)^{2,3}</u>				
Tuition	\$316	\$316	\$0	
Mandatory Technology Fee	4	4	0	
Mandatory Online Comprehensive Fee	30	30	0	
Total Data Science - CBE	\$350	\$350	\$0	0.00%

¹ Per Credit Hour rates approved September 2021

² Rate reduction of 10% may be applied for prepaid certificate program.

	Approved	Proposed	Dollar	Percent
	2021-22	2022-23	Change	Change
Comprehensive Fee¹				
Mandatory Comprehensive Fee				
Athletics	\$1,299	\$1,398	\$99	
Auxiliary Building/Facilities	272	272	0	
Auxiliary Support	243	249	6	
Debt Service	305	305	0	
Recreation	319	326	7	
Student Activities	152	152	0	
Student Health	361	374	13	
Student Services	103	105	2	
Student Union	320	332	12	
Transit	150	151	1	
Total Comprehensive Fee	\$3,524	\$3,664	\$140	3.97%

¹ The Online Comprehensive Fee is allocated utilizing a pro rata distribution of the full-time rate allocation.

	Approved 2021-22	Proposed 2022-23	Dollar Change	Percent Change
Fall & Spring Annual Room Rates^{1,2}				
On-Campus Room				
Traditional Double	\$5,011	\$5,160	\$149	2.97%
Standard Double - Phase I	5,660	5,830	170	3.00%
Standard Double - Phase II	5,829	6,004	175	3.00%
Traditional Single	7,315	7,534	219	2.99%
Standard Single - Phase I	8,050	8,292	242	3.01%
Standard Single - Phase II	8,293	8,542	249	3.00%
Standard - Super Suite	6,120	6,304	184	3.01%
Deluxe - Super Suite	6,522	6,718	196	3.01%
Off-Campus Room				
University Apartment - 1 bed	7,880	8,116	236	2.99%
University Apartment - 2 bed	7,501	7,726	225	3.00%
University Apartment - 3 bed	7,123	7,336	213	2.99%
University Apartment - 4 bed	6,744	6,946	202	3.00%
University Apartment - 5 bed	6,366	6,556	190	2.98%
University Apartment - 1 bed (incl. laundry)	8,258	8,506	248	3.00%
University Apartment - 2 bed (incl. laundry)	7,880	8,116	236	2.99%
University Apartment - 3 bed (incl. laundry)	7,501	7,726	225	3.00%
University Apartment - 4 bed (incl. laundry)	7,123	7,336	213	2.99%
University Apartment - 5 bed (incl. laundry)	6,744	6,946	202	3.00%
Fall & Spring Annual Board & Meal Plan Rates^{2,3}				
Residential Board Plan				
Flex Plan	\$4,352	\$4,526	\$174	4.00%
19 Meal Plan	4,487	4,666	179	3.99%
15 Meal Plan	4,364	4,538	174	3.99%
Apt Block	2,292	2,384	92	4.01%
Non-Residential Meal Plan (optional)				
Flex Jr. Plan	\$2,200	\$2,288	\$88	4.00%
65 Meal Plan	1,097	1,140	43	3.92%
90 Meal Plan	1,518	1,578	60	3.95%
5 Meal Plan	1,616	1,680	64	3.96%

¹ Rates are listed on a per student/per bed basis.

² Summer and break rates are prorated based on the approved

³ Select board and meal plans may not be available each term.

	<u>Approved</u> <u>2021-22</u>	<u>Proposed</u> <u>2022-23</u>	<u>Dollar</u> <u>Change</u>	<u>Percent</u> <u>Change</u>
--	-----------------------------------	-----------------------------------	--------------------------------	---------------------------------

Radford University Carilion

Undergraduate Tuition¹ & Fees²

In-state Undergraduate (full-time)

Tuition	\$7,922	\$8,156	\$234	
Mandatory Technology Fee	96	96	0	
Mandatory Comprehensive Fee	3,524	3,664	140	
Total In-state Undergraduate	\$11,542	\$11,916	\$374	3.24%

Out-of-state Undergraduate (full-time)

Tuition	\$20,246	\$20,246	\$0	
Mandatory Capital Fee	447	447	0	
Mandatory Technology Fee	96	96	0	
Mandatory Comprehensive Fee	3,524	3,664	140	
Total Out-of-state Undergraduate	\$24,313	\$24,453	\$140	0.58%

¹ Full-time tuition rates are based on 12-16 credit hours.

² For applicable differential tuition programs, students enrolled in 12 to 18 credit hours will be assessed up to the annualized rates for mandatory fees.

	Approved 2021-22	Proposed 2022-23	Dollar Change	Percent Change
Per Credit Hour Rates¹				
<u>In-state Undergraduate (per credit hour)</u>				
Tuition	\$329	\$339	\$10	
Mandatory Technology Fee	4	4	0	
Mandatory Comprehensive Fee	147	152	5	
Total In-state Undergraduate	\$480	\$495	\$15	3.12%
<u>Out-of-state Undergraduate (per credit hour)</u>				
Tuition	\$843	\$843	\$0	
Mandatory Capital Fee	19	19	0	
Mandatory Technology Fee	4	4	0	
Mandatory Comprehensive Fee	147	152	5	
Total Out-of-state Undergraduate	\$1,013	\$1,018	\$5	0.49%
<u>In-state Graduate (per credit hour)</u>				
Tuition	\$371	\$382	\$11	
Program Fee	298	298	0	
Mandatory Technology Fee	4	4	0	
Mandatory Comprehensive Fee	147	152	5	
Total In-state Graduate	\$820	\$836	\$16	1.96%
<u>Out-of-state Graduate (per credit hour)</u>				
Tuition	\$371	\$382	\$11	
Program Fee	298	298	0	
Mandatory Capital Fee	19	19	0	
Mandatory Technology Fee	4	4	0	
Mandatory Comprehensive Fee	147	152	5	
Total Out-of-state Graduate	\$839	\$855	\$16	1.91%

¹ Summer III tuition and mandatory fees are charged at regular academic year rates.

	<u>Approved 2021-22</u>	<u>Proposed 2022-23</u>	<u>Dollar Change</u>	<u>Percent Change</u>
Differential Tuition and Fees¹				
<u>Emergency Services, BS</u>				
In-state Undergraduate (per credit hour):				
Tuition	\$329	\$329	\$0	
Mandatory Technology Fee	4	4	0	
Mandatory Comprehensive Fee	147	152	5	
Total In-state Emergency Services, BS	\$480	\$485	\$5	1.04%
Out-of-state Undergraduate (per credit hour):				
Tuition	\$329	\$329	\$0	
Mandatory Capital Fee	19	19	0	
Mandatory Technology Fee	4	4	0	
Mandatory Comprehensive Fee	147	152	5	
Total Out-of-state Emergency Services, BS	\$499	\$504	\$5	1.00%
<u>Medical Laboratory Science (MLS), BS</u>				
In-state Undergraduate (per credit hour):				
Tuition	\$329	\$329	\$0	
Mandatory Technology Fee	4	4	0	
Mandatory Comprehensive Fee	147	152	5	
Total In-state MLS, BS	\$480	\$485	\$5	1.04%
Out-of-state Undergraduate (per credit hour):				
Tuition	\$329	\$329	\$0	
Mandatory Capital Fee	19	19	0	
Mandatory Technology Fee	4	4	0	
Mandatory Comprehensive Fee	147	152	5	
Total Out-of-state MLS, BS	\$499	\$504	\$5	1.00%

¹ For applicable differential tuition programs, students enrolled in 12 to 18 credit hours will be assessed up to the annualized rates for mandatory fees.

	<u>Approved 2021-22</u>	<u>Proposed 2022-23</u>	<u>Dollar Change</u>	<u>Percent Change</u>
Differential Tuition and Fees¹				
<u>Respiratory Therapy, BS (ASRT-BSRT)</u>				
In-state Undergraduate (per credit hour):				
Tuition	N/A	\$299		
Mandatory Technology Fee	N/A	4		
Mandatory Online Comprehensive Fee	N/A	30		
Total In-state ASRT-BSRT	N/A	\$333	N/A	N/A
Out-of-state Undergraduate (per credit hour):				
Tuition	N/A	\$299		
Mandatory Capital Fee	N/A	19		
Mandatory Technology Fee	N/A	4		
Mandatory Online Comprehensive Fee	N/A	30		
Total Out-of-state ASRT-BSRT	N/A	\$352	N/A	N/A
<u>Healthcare Administration, BS</u>				
In-state Undergraduate (per credit hour):				
Tuition	\$307	\$307	\$0	
Mandatory Technology Fee	4	4	0	
Mandatory Comprehensive Fee	147	152	5	
Total In-state Healthcare Administration, BS	\$458	\$463	\$5	1.09%
Out-of-state Undergraduate (per credit hour):				
Tuition	\$307	\$307	\$0	
Mandatory Capital Fee	19	19	0	
Mandatory Technology Fee	4	4	0	
Mandatory Comprehensive Fee	147	152	5	
Total Out-of-state Healthcare Admin., BS	\$477	\$482	\$5	1.04%

¹ For applicable differential tuition programs, students enrolled in 12 to 18 credit hours will be assessed up to the annualized rates for mandatory fees.

	Approved 2021-22	Proposed 2022-23	Dollar Change	Percent Change
Differential Tuition and Fees¹				
<u>Public Health, BS</u>				
In-state Undergraduate (per credit hour):				
Tuition	\$307	\$307	\$0	
Mandatory Technology Fee	4	4	0	
Mandatory Comprehensive Fee	147	152	5	
Total In-state Public Health, BS	\$458	\$463	\$5	1.09%
Out-of-state Undergraduate (per credit hour):				
Tuition	\$307	\$307	\$0	
Mandatory Capital Fee	19	19	0	
Mandatory Technology Fee	4	4	0	
Mandatory Comprehensive Fee	147	152	5	
Total Out-of-state Public Health, BS	\$477	\$482	\$5	1.04%
<u>Health Sciences, MS</u>				
In-state Graduate (per credit hour):				
Tuition	\$371	\$371	\$0	
Program Fee	223	223	0	
Mandatory Technology Fee	4	4	0	
Mandatory Online Comprehensive Fee	30	30	0	
Total In-state Health Sciences, MS	\$628	\$628	\$0	0.00%
Out-of-state Graduate (per credit hour):				
Tuition	\$371	\$371	\$0	
Program Fee	223	223	0	
Mandatory Capital Fee	19	19	0	
Mandatory Technology Fee	4	4	0	
Mandatory Online Comprehensive Fee	30	30	0	
Total Out-of-state Health Sciences, MS	\$647	\$647	\$0	0.00%

¹ For applicable differential tuition programs, students enrolled in 12 to 18 credit hours will be assessed up to the annualized rates for mandatory fees.

	<u>Approved 2021-22</u>	<u>Proposed 2022-23</u>	<u>Dollar Change</u>	<u>Percent Change</u>
Differential Tuition and Fees¹				
<u>Master of Occupational Therapy, MOT</u>				
In-state Graduate (per credit hour):				
Tuition	\$376	\$376	\$0	
Program Fee	63	63	0	
Mandatory Technology Fee	4	4	0	
Mandatory Comprehensive Fee	147	152	5	
Total In-state MOT	\$590	\$595	\$5	0.85%
Out-of-state Graduate (per credit hour):				
Tuition	\$587	\$587	\$0	
Program Fee	63	63	0	
Mandatory Capital Fee	19	19	0	
Mandatory Technology Fee	4	4	0	
Mandatory Comprehensive Fee	147	152	5	
Total Out-of-state MOT	\$820	\$825	\$5	0.61%
<u>Healthcare Administration, MS</u>				
In-state Graduate (per credit hour):				
Tuition	\$371	\$371	\$0	
Program Fee	212	212	0	
Mandatory Technology Fee	4	4	0	
Mandatory Online Comprehensive Fee	30	30	0	
Total In-state Healthcare Admin., MS	\$617	\$617	\$0	-0.02%
Out-of-state Graduate (per credit hour):				
Tuition	\$371	\$371	\$0	
Program Fee	212	212	0	
Mandatory Capital Fee	19	19	0	
Mandatory Technology Fee	4	4	0	
Mandatory Online Comprehensive Fee	30	30	0	
Total Out-of-state Healthcare Admin., MS	\$636	\$636	\$0	-0.02%

¹ For applicable differential tuition programs, students enrolled in 12 to 18 credit hours will be assessed up to the annualized rates for mandatory fees.

² Proposed rates in accordance with 7-week term online campus expansion program. Absent 7-week term structure prior year rates would apply.

	<u>Approved 2021-22</u>	<u>Proposed 2022-23</u>	<u>Dollar Change</u>	<u>Percent Change</u>
Differential Tuition and Fees¹				
<u>Doctor of Occupational Therapy, OTD</u>				
In-state Graduate (per credit hour):				
Tuition	\$376	\$376	\$0	
Program Fee	181	181	0	
Mandatory Technology Fee	4	4	0	
Mandatory Online Comprehensive Fee	30	30	0	
Total In-state OTD	\$591	\$591	\$0	0.00%
Out-of-state Graduate (per credit hour):				
Tuition	\$587	\$587	\$0	
Program Fee	181	181	0	
Mandatory Capital Fee	19	19	0	
Mandatory Technology Fee	4	4	0	
Mandatory Online Comprehensive Fee	30	30	0	
Total Out-of-state OTD	\$821	\$821	\$0	0.00%
<u>Doctor of Health Sciences, DHSC</u>				
In-state Graduate (per credit hour):				
Tuition	\$371	\$371	\$0	
Program Fee	416	416	0	
Mandatory Technology Fee	4	4	0	
Mandatory Online Comprehensive Fee	30	30	0	
Total In-state DHSC	\$821	\$821	\$0	0.00%
Out-of-state Graduate (per credit hour):				
Tuition	\$371	\$371	\$0	
Program Fee	416	416	0	
Mandatory Capital Fee	19	19	0	
Mandatory Technology Fee	4	4	0	
Mandatory Online Comprehensive Fee	30	30	0	
Total Out-of-state DHSC	\$840	\$840	\$0	0.00%

¹ For applicable differential tuition programs, students enrolled in 12 to 18 credit hours will be assessed up to the annualized rates for mandatory fees.

	<u>Approved 2021-22</u>	<u>Proposed 2022-23</u>	<u>Dollar Change</u>	<u>Percent Change</u>
Differential Tuition and Fees¹				
<u>Doctor of Physical Therapy, DPT</u>				
In-state Graduate (per credit hour):				
Tuition	\$480	\$480	\$0	
Mandatory Technology Fee	4	4	0	
Mandatory Comprehensive Fee	147	152	5	
Total In-state DPT	\$631	\$636	\$5	0.79%
Out-of-state Graduate (per credit hour):				
Tuition	\$966	\$966	\$0	
Mandatory Capital Fee	19	19	0	
Mandatory Technology Fee	4	4	0	
Mandatory Comprehensive Fee	147	152	5	
Total Out-of-state DPT	\$1,136	\$1,141	\$5	0.44%

¹ For applicable differential tuition programs, students enrolled in 12 to 18 credit hours will be assessed up to the annualized rates for mandatory fees.

	Approved	Proposed	Dollar	Percent
	2021-22	2022-23	Change	Change

Fall & Spring Annual Room Rates¹

Off-Campus Rooms

Patrick Henry - 1 bed studio (incl. laundry)	\$7,880	\$8,194	\$314	3.98%
Patrick Henry - 2 bed standard (incl. laundry)	7,501	7,800	299	3.99%
Patrick Henry - 2 bed studio (incl. laundry)	7,123	7,408	285	4.00%
Patrick Henry - 4 bed standard (incl. laundry)	6,744	7,014	270	4.00%

¹Summer rates are prorated based on the approved annualized rate.