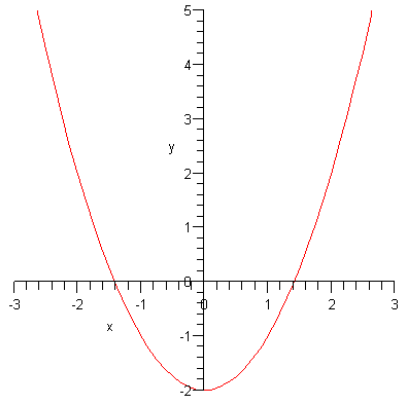


Math 121

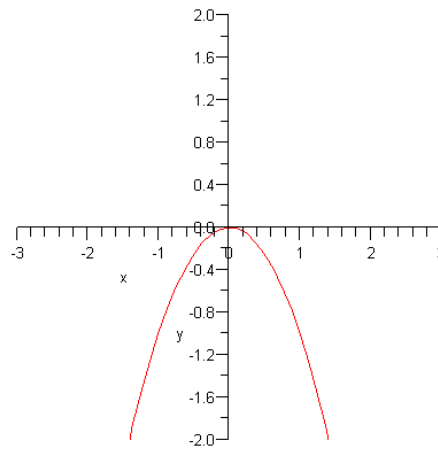
Section 3.2

Introduction to Extrema Points

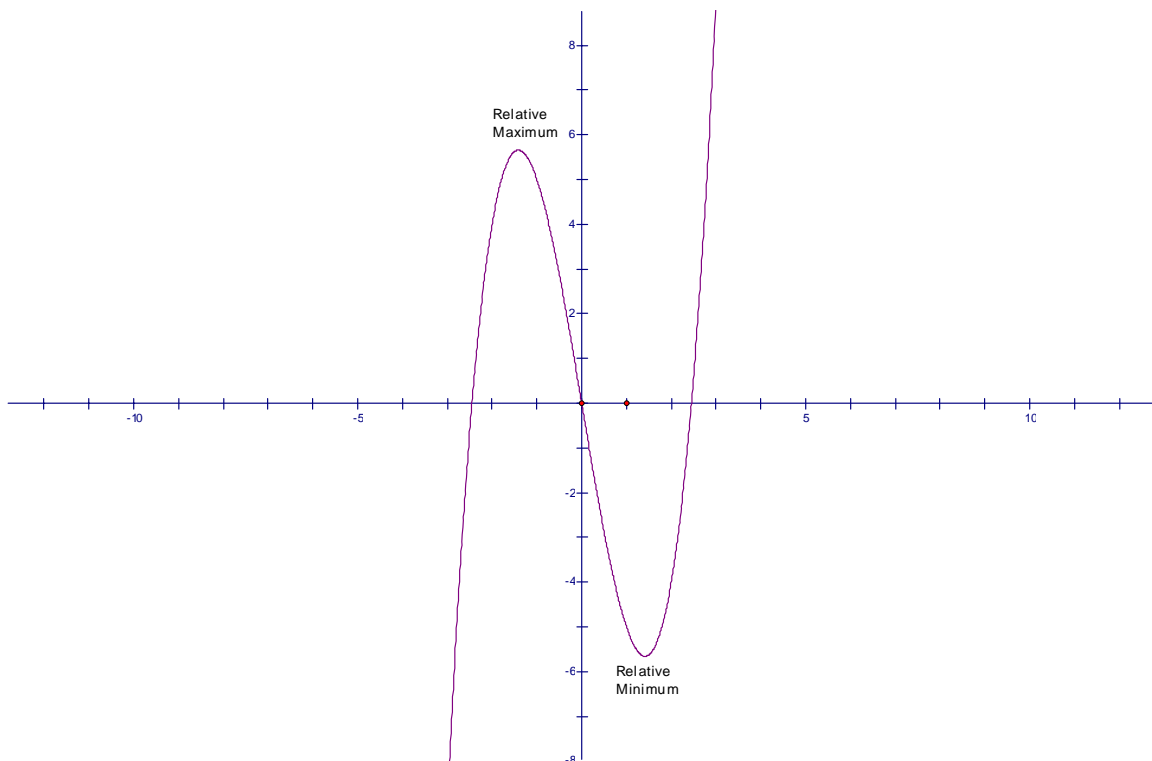
Examples of extrema points



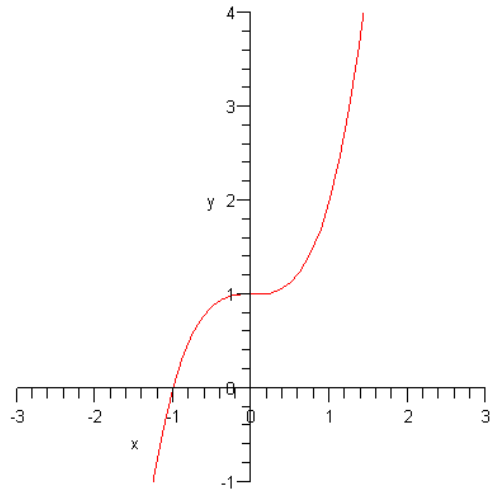
Absolute Minimum



Absolute Maximum



Relative Minimum and Relative Maximum



Inflection Point

Types of Critical Points

- 1) Relative Maximum
 - 2) Relative Minimum
 - 3) Absolute Maximum
 - 4) Absolute Minimum
-

Testing for extrema points over all real numbers

Example 1

Find all an extrema points of the function.

$$f(x) = x^2 + 2x$$

$$f'(x) = 2x + 2$$

$$2x + 2 = 0$$

$$2x + 2 - 2 = 0 - 2$$

$$2x = -2$$

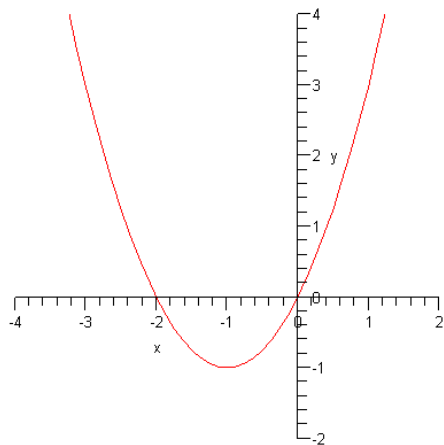
$$\frac{2x}{2} = \frac{-2}{2}$$

$$x = -1$$

$$f'(-2) = 2(-2) + 2 = -2$$

$$f'(1) = 2(1) + 2 = 2$$

Interval	$(-\infty, -1)$	$(-1, \infty)$
Test Value	$x = -2$	$x = 1$
Sign of $f'(x)$	Negative	Positive
Conclusion	Decreasing	Increasing



The function is increasing when x is less than -1 and increasing when x is greater than -1 .
 \Rightarrow At $x = -1$, f has an absolute min

Example 2

Find all extrema points of the function. $f(x) = x^3 - 1$

$$f(x) = x^3 - 1$$

$$f'(x) = 3x^2$$

$$3x^2 = 0$$

$$\frac{3x^2}{3} = \frac{0}{3}$$

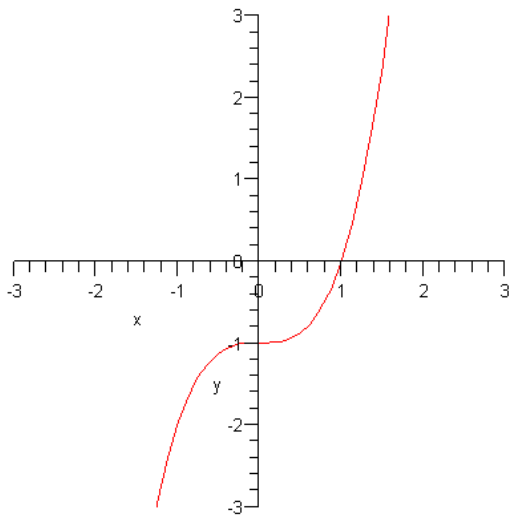
$$x^2 = 0$$

$$x = 0$$

$$f'(-1) = 3(-1)^2 = 3$$

$$f'(1) = 3(1)^2 = 3$$

Interval	$(-\infty, 0)$	$(0, \infty)$
Test Value	$x = -1$	$x = 1$
Sign of $f'(x)$	Positive	Positive
Conclusion	Increasing	Increasing



The function is increasing when x is less than zero and greater than zero, so the function has an inflection point at $x = 0$. (See graph above)

Example 3

Find all extrema points of the function. $f(x) = 2x^3 - 3x^2$

$$f(x) = 2x^3 - 3x^2$$

$$f'(x) = 6x^2 - 6x$$

$$6x^2 - 6x = 0$$

$$6x(x-1) = 0$$

$$6x = 0 \text{ or } x - 1 = 0$$

$$\frac{6x}{6} = \frac{0}{6} \quad x = 1$$

$$x = 0$$

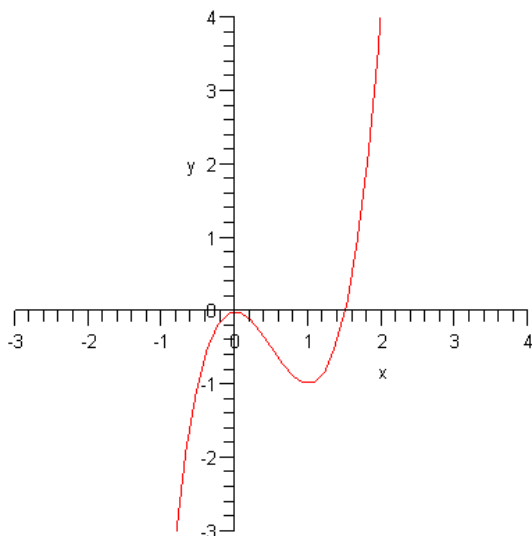
Testing the derivative

$$f'(-1) = 6(-1)^2 - 6(-1) = 6 + 6 = 12$$

$$f'\left(\frac{1}{2}\right) = 6\left(\frac{1}{2}\right)^2 - 6\left(\frac{1}{2}\right) = \frac{3}{2} - 3 = -\frac{3}{2}$$

$$f'(2) = 6(2)^2 - 6(2) = 24 - 12 = 12$$

Interval	$(-\infty, 0)$	$(0, 1)$	$(1, \infty)$
Test Value	$x = -1$	$x = \frac{1}{2}$	$x = 2$
Sign of $f'(x)$	Positive	Negative	Positive
Conclusion	Increasing	Decreasing	Increasing



The function has a relative maximum at $x = 0$ and a relative minimum at $x = 1$
(See diagram above)

Example 4

Find all extrema points of the function. $f(x) = -x^2$

$$f(x) = -x^2$$

$$f'(x) = -2x$$

$$-2x = 0$$

$$\frac{-2x}{-2} = \frac{0}{-2}$$

$$x = 0$$

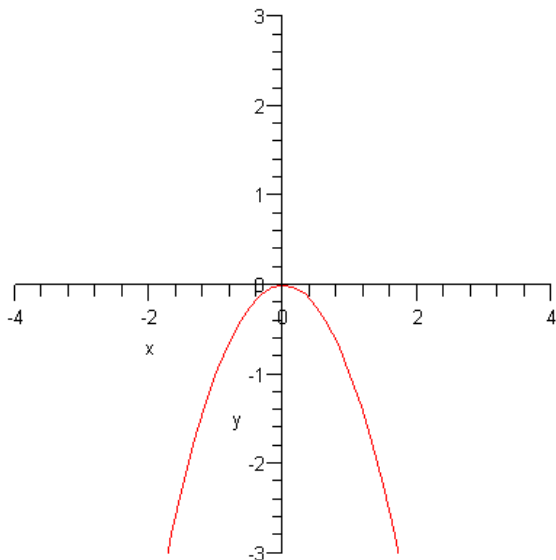
$$f'(-1) = -2(-1) = 2$$

$$f'(1) = -2(1) = -2$$

Interval	$(-\infty, 0)$	$(0, \infty)$
Test Value	$x = -1$	$x = 1$
Sign of $f'(x)$	Positive	Negative
Conclusion	Increasing	Decreasing

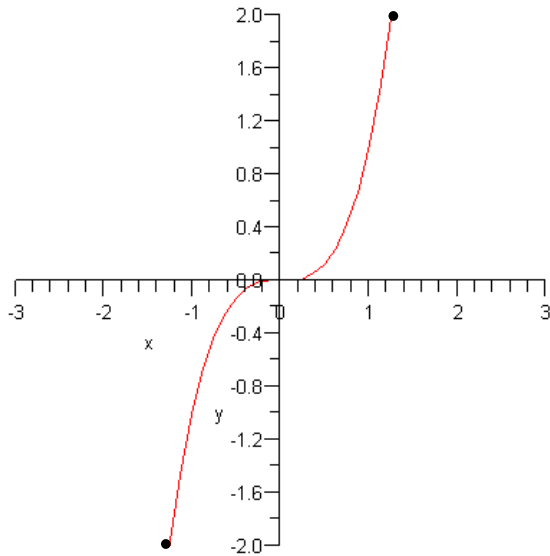
The function has an absolute maximum at $x = 0$

See Graph

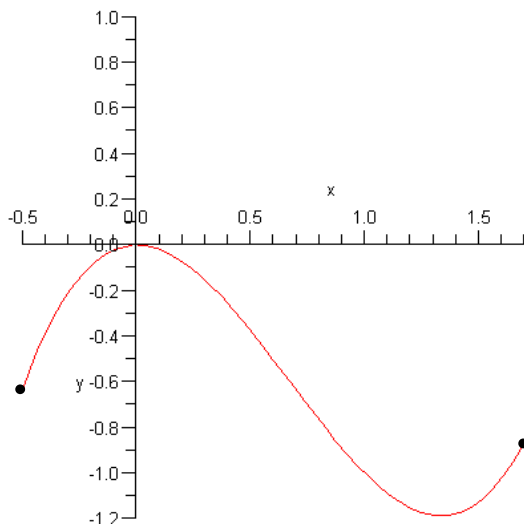


Critical points on a closed interval. The endpoints of the closed interval must be considered as critical points. It turns out that the endpoints of a closed interval can either be relative extrema or absolute extrema.

Here is an example of a graph where one endpoint is an absolute maximum and the other endpoint is an absolute minimum.



This is an example of a graph where one endpoint is a relative maximum and the other endpoint is a relative minimum.



Example 5

Find all extreme points of the function $f(x) = x^2 - 4x$ on the interval $[0,4]$

$$f(x) = x^2 - 4x$$

$$f'(x) = 2x - 4$$

$$2x - 4 = 0$$

$$2x - 4 + 4 = 0 + 4$$

$$2x = 4$$

$$x = 2$$

Test the points at $x = 0, x = 2, x = 4$

Find the y-coordinates of these points

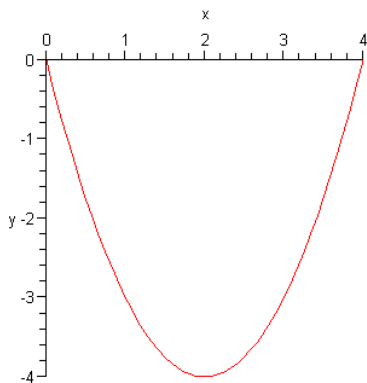
$$f(0) = 0^2 - 4(0) - 0 = 0$$

$$f(2) = 2^2 - 4(2) = 4 - 8 = -4$$

$$f(4) = 4^2 - 4(4) = 16 - 16 = 0$$

The critical points are at $(0,0), (2,-4), (4,0)$

Make a sketch of the graph using these points.



Looking at the graph above there is an absolute minimum at $(2,-4)$ and relative maximums at $(0,0)$ and $(4,0)$.

Example 6

Find all extreme points of the function $f(x) = x^3 + 1$ on the interval $[-2,2]$

$$f(x) = x^3 + 1$$

$$f'(x) = 3x^2$$

$$3x^2 = 0$$

$$\frac{3x^2}{3} = \frac{0}{3}$$

$$x^2 = 0$$

$$\sqrt{x^2} = \sqrt{0}$$

$$x = 0$$

Test the points at $x = 0, x = -2, x = 2$

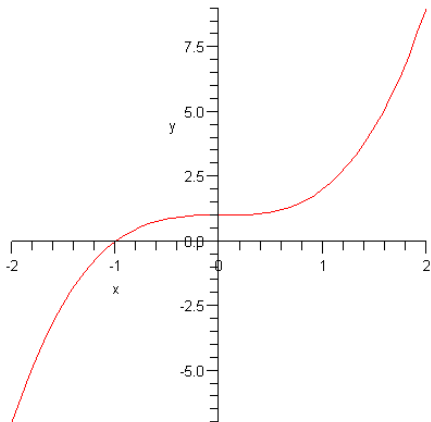
$$f(0) = 0^3 + 1 = 0 + 1 = 1$$

$$f(-2) = (-2)^3 + 1 = -8 + 1 = -7$$

$$f(2) = 2^3 + 1 = 9$$

Critical Points are $(-2,-7)$, $(0,1)$, and $(2,9)$

Sketch a graph using these points



Critical Points:

$(-2,-7) \Rightarrow$ *Absolute Minimum*

$(0,1) \Rightarrow$ *Inflection Pt*

$(2,9) \Rightarrow$ *Absolute Maximum*

Exercises Section 3.2

Find all extrema points of the given functions.

1) $f(x) = 2x^2 + 8x$

2) $f(x) = 4x^3 - 4$

3) $f(x) = x^3 - 3x$

4) $f(x) = 4x^3 + 6x^2$

For each functions listed below:

- Find the intervals where the function is increasing and the function is decreasing
- Find all extrema points
- Make a sketch of the graph

5) $f(x) = x^2 - 8x$

6) $f(x) = x^3 + 6x^2$

Find all extrema points of the given function on the given interval

7) $f(x) = x^2 + 1; [-2,2]$

8) $f(x) = x^3 - 2; [-1,2]$
