

Table 1 - Expected Results

	Pro-Castro	Anti Castro
Choice	59.62	40
No Choice	40	40

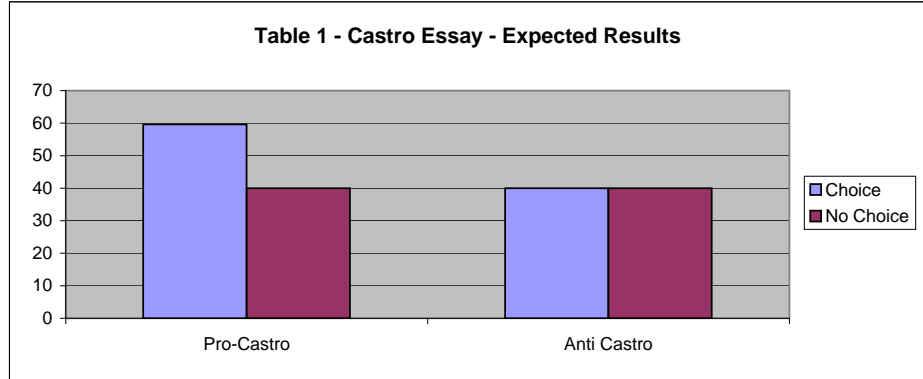


Table 1 - Actual Results

	Pro-Castro	Anti Castro
Choice	59.62	17.36
No Choice	44.1	22.87

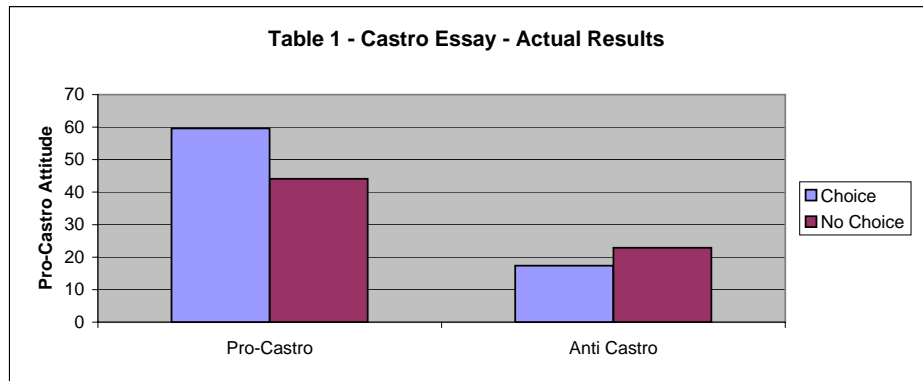


Table 3 - Actual Results

	Pro-Castro	Anti Castro
Choice	57.67	22.89
No Choice	41.33	23.74

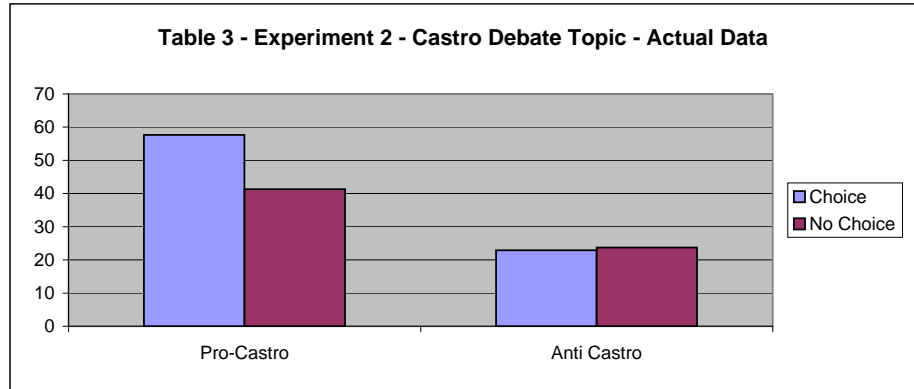


Table 5 - Expected Results

	Northerner Pro-Segregation	Northerner Anti-Segriation	Southerner Pro-Segregation	Southerner Anti-Segriation
Choice	20	52	52	80.8
No Choice	52	52	52	52

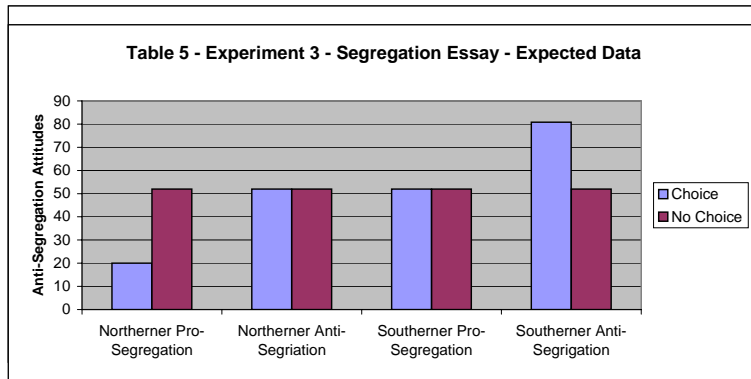


Table 5 - Actual Results

	Northerner Pro-Segregation	Northerner Anti-Segriation	Southerner Pro-Segregation	Southerner Anti-Segriation
Choice	37.65	90.06	22.88	80.8
No Choice	59.73	89.5	47.87	73.15

