

**GAME #18**

**RADFORD (5-12, 3-2)**

**AT**

**CHARLESTON SO. (10-7, 4-1)**

**JAN. 25, 2003 ■ 4 PM**

**CSU FIELDHOUSE (989)**

**CONWAY, S.C.**



**TELEVISION:** None

**RADIO:** The Radford Sports Network (WVRU 89.9-FM). Rick Watson (play-by-play), Aaron Barter (away color analysis) and Jeff Kleppin (home color analysis) call the action. Jim Newbern, in his 15 season, produces.

**THE RECORDS...** Radford is 4-12, 3-2 in league action, while Charleston Southern enters 10-7 overall and 4-1 in BSC action.

**INSIDE THE SERIES ...**

■ **All-Time Series:** RU leads 24-10

■ **at Radford:** RU leads 16-5

■ **at CSU:** RU leads 11-7

■ **Neutral:** Tied 2-2

**RU PROBABLE STARTERS ...**

- G 2 Raymond Arrington (6-3 Sr.)
- G 32 Whit Holcomb-Faye (6-2, Fr.)
- C 33 Jason Bees (7-0, r-Fr.)
- F 12 Aaron Gill (6-6, Jr.)
- F 5 Olumuyia Popoola (6-3, So.)

**RU COACH BYRON SAMUELS ...**

Samuels was elevated from Highlander assistant to head coach on April 8, 2002, as RU's fifth head coach, after spending the '01-02 season as Bradley's assistant. His second such stint as an RU assistant after serving on coach Ron Bradley's first coaching staff during the '91-92 season and .

Prior to RU, he spent four seasons on Jerry Green's staff at Tennessee where he helped the Vols advance to the NCAA Tournament in each of his four seasons.

A former head coach of Hampton University from 1995-97, Samuels has also served as an assistant on staffs at Washington St. and UNC Wilmington. He is a 1986 graduate of UNC Asheville, and holds a master's degree in education from Western Carolina.

**RU LOOKS TO KEEP PACE WITH BUCCANEERS ...**

Radford (5-12, 3-2), jumps back into action Saturday afternoon two game back in the loss column to this afternoon's opponent Charleston Southern (10-7, 4-1). A victory for the Highlanders would pull themselves even with top ranked Buccaneers atop the Big South standings, and mark the first time RU has won back-to-back games this season.

The Highlanders (5-12, 3-2 BSC) behind a career best 32 points from their lone senior Peanut Arrington, last came back from double-figure deficits three times to escape with a 77-73 league victory Monday night at Coastal Carolina. The victory marked the second road victory for RU this season and the first since they played at William & Mary November 24, the second game of the season.

**THINGS TO KNOW ABOUT THE GAME ...**

- RU holds a 29-14 career record in the series vs. Charleston Southern
- This meeting marks the 44th meeting, the most meetings between RU and an opposition
- RU has won 12 of the last 13 games
- CSU's victory over RU here at the CSU Fieldhouse last season snapped RU's 11 game winning streak
- RU has not strung back-to-back victories together this season
- This is the third game in the Highlander's seven game stretch in which they will play six away from the Dedmon Center
- Holcomb-Faye, a two-time BSC rookie of the week is struggling as of late, connecting on only 10-of-62 (.153) in his last six games, but has been getting it done by dishing out 4.5 assists per game
- Arrington (1,357) is fourth on RU's All-time scoring list passing great Ron Shelburne ('87-91, 1,332 pts.) at Coastal on Monday. Next on RU's list is Don Burgess ('90-94, 1,452 pts.)
- Arrington has struggled in his career vs. the Bucs, averaging an individual conference opponent low 8.4 ppg, shooting .288 from the field and .324 from behind the arc
- Arrington has scored 20 or more points in six of the last 10 games
- Highlanders have trailed in all 17 of their games after the first 20 minutes
- RU has had to erase double-figure deficits in four of five victories
- In nine of 12 RU defeats, opponents have shot 50 percent or better
- Samuels in his first year at RU and third season overall, coaching at Hampton, holds a 22-47 career mark
- Chris Goodin scored in double-figures in each of his last two contests, the first back-to-back double-figure effort since he led the RU in scoring in the first two games of the year

**2002-03 HIGHLANDER SCHEDULE & RESULTS**

**NOVEMBER**

- Fri., 22 @Richmond L, 46-92
- Sun., 24 @William & Mary W, 64-63
- TUE., 26 HOWARD L, 58-62 (OT)**
- SAT., 30 N. C. A&T W, 67-58 (OT)**

**DECEMBER**

- TUE., 3 EAST CAROLINA L, 42-89**
- Fri., 6 @American L, 49-73
- Sat., 14 @Marshall L, 65-90
- Sat., 21 @Akron L, 64-97
- Mon., 23 @Ohio State (ESPN Plus) L, 80-96
- Fri., 27 Florida International & L, 45-81
- Sat., 28 vs. St. Francis (NY) & L, 63-69  
*(Florida International, St. Francis (NY), Duquesne)*

**JANUARY**

- THU., 2 WINTHROP W, 64-55**
- SAT., 4 HIGH POINT L, 67-81**
- Wed., 8 @Birmingham Southern L, 65-83
- SAT., 11 UNC ASHEVILLE (WDRU) W, 74-68**
- Sat., 18 @Liberty L, 66-81
- Mon., 20 @Coastal Carolina W, 77-73
- Sat., 25 @Charleston Southern 4 pm
- WED., 29 ELON 7 PM**

**FEBRUARY**

- Sat., 1 @High Point 4 pm
- Wed., 5 @Winthrop 7 pm
- Thu., 13 @UNC Asheville 7 pm
- SAT., 15 COASTAL CAROLINA 7 PM**
- MON., 17 CHARLESTON SO. 7 PM**
- Sat., 22 @Elon 7 pm
- MON., 24 BIRMINGHAM SO. 7 PM**
- FRI., 28 LIBERTY (Comcast) 7 PM**

**MARCH**

- Tue., 4 Big South Quarterfinals ^ TBA
- Fri., 7 Big South Semifinals # TBA
- Sat., 8 Big South Championship # TBA

*BOLD CAPS Denote Home Game  
\* Big South Conference Game ^ At Higher Seed  
# Liberty University, Lynchburg, Va. & Miami, Fla.*

**A QUICK LOOK AT THE HIGHLANDERS**

NO.	NAME	POS.	HGT.	WGT.	YR.	HOMETOWN/LAST SCHOOL	NOTE(S)
2	Raymond Arrington	G	6-3	190	Sr.	Bedford, Va./Liberty HS	4th on RU's career scoring lis, comming off career best 32 points at CCU
4	Matt James	F	6-6	225	Jr.	Charlottesville, Va./Albemarle HS	Walk-on this season; Will be a role player in the Highlander frontcourt
5	Olumuyiwa Popoola	G	6-3	185	So.	Gardena, Calif./Blue Ridge School	Averaging 108 ppg in last five games including 18-20 (.900) FTs
12	Aaron Gill	F	6-6	185	Jr.	New Carrlton, Md./Laural HS	Team and BSC's leading rebounder, grabbed school record 21 vs. Winthrop
20	Chris Goodin	G/F	6-5	225	Fr.	Springfield, Va./Lee HS	Led RU in scoring first 2 games, averaging 14 ppg in last two
21	Chris Prince	F	6-6	230	Fr.	Oxon Hill, Md./Oxon Hill HS	Made first career start against ECU
22	Ray Noiles	G	6-4	170	Jr.	Roxbury, Mass./Boston English HS	First career start vs. Marshall after averging 5.5 minutes in previous 5 games
24	Andre Bynum	G	6-2	170	Fr.	Gastonia, N.C./Fork Union Military Acad.	Pure point guard who backs up Holcomb-Faye; 2nd career start vs. CCU
32	Whit Holcomb-Faye	G	6-1	170	Fr.	Winston-Salem, N.C./R.J. Reynolds HS	Tallied career best 27 Points against SFC, since 10-of-62 (.161) FG%
33	Jason Bees	C	7-0	255	r-Fr.	Russell, Pa./Eisenhower HS	Started RU's last 10 at center; Career best 12 pts., 11 reb. vs. UNCA
42	Kyle Zaharias	C	6-9	240	So.	Midlothian, Va./Clover Hill HS	Career best 10 rebounds vs. NC A&T

**Coach:** Byron Samuels (UNC Asheville '86)

**Assistants:** Kevin Martin (UNC Asheville '99), Troy Manns (Virginia Tech '96), Jeff Brookman (Belmont Abbey '98)

## RU CAREER LISTS

### SCORING

1. Doug Day ('89-93)	2,027
2. Anthony Walker ('93-97)	1,601
3. Don Burgess ('90-94)	1,452
5. <b>Raymond Arrington ('00-Pres.)</b>	<b>1,357</b>
5. Ron Shelburne ('87-91)	1,332
6. Tyrone Davis ('89-94)	1,313
David Smith ('81-85)	1,313
8. Andrey Savtchenko ('99-02)	1,200
Dan Wilbourne ('77-80)	1,200
10. Billy Myers ('82-86)	1,178
11. Stephen Barber ('88-92)	1,170
12. Jason Williams ('98-01)	1,143
13. Corey Watkins ('99-02)	1,123
14. Jason Lansdown ('92-96)	1,099
15. Aswan Wainwright ('85-89)	1,084

### REBOUNDING

Name	Rebs.
1. Andrey Savtchenko ('98-02)	823
2. Corey Watkins ('98-02)	816
3. Aswan Wainwright ('85-89)	755
4. Kevin Robinson ('94-98)	745
5. David Smith ('81-85)	739
6. Tyrone Travis ('89-94)	718
7. Eric Key ('83-86)	615
8. Don Burgess ('90-94)	614
9. Neil "Stick" Sigmon ('74-78)	570
10. Ron Shelburne ('87-91)	541

### BLOCKED SHOTS

Name	Blocks
1. Tyrone Travis ('89-94)	215
2. Nosa Obasuyi ('98-02)	164
3. Eric Parker ('94-98)	124
4. Andrey Savtchenko ('98-02)	92
5. Stephen Barber ('88-92)	85
6. Don Burgess ('90-94)	84
6. Corey Watkins ('98-02)	70
7. Kevin Robinson ('94-98)	65
8. Ryan Charles ('96-00)	64

(Blocks records incomplete before 1981-82)

### ASSISTS

Name	Assist
1. Anthony Walker ('93-97)	510
2. Rod Cousin ('84-88)	383
3. Roy Flynn ('79-83)	336
4. Chris Hawkins ('89-92)	310
5. Mike Hornbuckle ('98-02)	295
6. Rian Everett ('96-00)	286
7. Brian Schmall ('91-93)	282
8. Tommy Walthall ('77-81)	276
9. Stephen Barber ('88-92)	275
10. Corey Reed ('94-98)	248

(Assists totals not available before 1977-78.)

### STEALS

Name	Steals
1. Rod Cousin ('84-88)	192
2. Anthony Walker ('77-81)	183
3. Roy Flynn ('79-83)	177
4. Chris Hawkins ('89-92)	167
5. Don Burgess ('90-94)	162
6. Corey Watkins ('98-02)	161
7. Tommy Walthall ('77-81)	153
8. Doug Day ('89-93)	151
9. Tyrone Travis ('89-94)	139
10. Dan Wilbourne ('77-80)	136

(Steals totals not available before 1977-78)

## RECAP OF THE CCU GAME ...

Senior forward Torrey Butler posted his second consecutive double-double with 20 points and 12 rebounds, but it wasn't enough as Coastal Carolina lost to Radford, 77-73, at Kimbel Arena. Coastal is now 9-8 on the year and 2-3 in Big South play while Radford goes to 5-12 and 3-2 in the Big South Conference. Radford has now won the last 11 meetings, dating back to the 1997-98 season, and 19 of the last 20.

Coastal came out with an early 10-3 lead in the first five minutes, but in the first two minutes lost junior E.J. Gallup for the game with a sprained ankle. The Chants kept going, building a 10-point lead on several occasions in the first half, but Radford came back taking a 28-26 lead with just under five minutes to go in the first half. CCU fought back to take a 40-31 lead into the halftime lockerroom.

The Chanticleers withstood an early Radford run to move the lead back to 10 again in the second half. However, the Highlanders would not go away, as the game was tied at 65 with 1:49 to play. Radford made the plays down the stretch, including going nine for 10 from the free throw line in the final minutes.

Senior guard Derrick Robinson scored 14 for the Chants, while junior guard Kelvin Coggins added 11 off the bench. Raymond Arrington was the star for the Highlanders, scoring a career-high 32 points in the win, including 17 in the second half with a pair of free throws in the closing minute that put the game away for good. Chris Goodin added 14 off the bench for the Highlanders.

## MORE FROM THE CCU-RU GAME ...

- The Highlanders improved to 25-10 all-time against the Chants
- Pete Strickland has never beat the Highlanders
- Radford has now won the last 11 meetings, dating back to the 1997-98 season
- Arrington was the star for the Highlanders, scoring a career-high 32 points
- It was not just a career night for Arrington in points, the senior connected on 11 of 12 free throws establishing career highs in both makes and attempts from the charity stripe
- RU trailed by double-figures three times
- CCU lost junior starting point guard E.J. Gallup for the game with a sprained ankle in the first half
- Chris Goodin is averaging 14 ppg in his last two after averaging 2.6 ppg in previous 12 games
- Bees left the game midway through the second half with a head injury
- RU connected on nine for 10 free throws from the free throw line in the final minutes
- The victory marked the second road victory for RU this season and the first since they played at William & Mary November 24

## RECAPPING LAST SEASON'S RU-CSU GAMES ...

### CSU 74, RU 63

CSU connected on 56 percent from the field for the game and scored 47 second half points to down Radford University 74-63 in Charleston, S.C. The victory for CSU snapped a 11 game Highlander winning streak over Charleston Southern.

CSU pulled away with a midway through the second half, with a 13-1 run, erasing an RU three point lead (33-30) with 16:00 minutes to play, to build a 43-34 advantage with 12:56 left. That would be all the Buccaneers would need as the controlled the remainder of the game allowing RU only to get within six (45-39) with 11:57 left. Charleston Southern would build from there, pushing their advantage to as much as 16 on four different occasions to cruise to their second consecutive victory.

Charleston Southern received balanced scoring on the night with Ed O'Neil pacing seven players with eight or more points with a team high 13 points. James Seegars and Nikola Pejovic each added 11. Andrey Savtchenko paced the Highlander attack with 24 points on 10-18 shooting from the field.

## 2002-03 BIG SOUTH STANDINGS

(as of 1/24/03)

	BSC	Overall
CHARLESTON SO	4-1	10-7
UNC ASHEVILLE	2-1	5-10
WINTRHOP	3-2	10-7
RADFORD	3-2	5-12
LIBERTY	3-3	8-9
COAST CAROLINA	2-3	9-8
HIGH POINT	1-3	5-10
ELON	1-4	5-11

## SCOUTING REPORT

### PLAYERS IN DOUBLE-FIGURES

No. of Players	1	2	3	4	5	6
No. of Times	2	8	5	2		

### STARTING LINE-UP

**Record** (G,G,C,F,F)  
 (0-2) Holcomb-Faye, Arrington, Zaharias, Gill, Popoola  
 (2-1) Holcomb-Faye, Arrington, Zaharias, Goodin, Popoola  
 (0-1) Holcomb-Faye, Arrington, Zaharias, Prince, Popoola  
 (0-1) Holcomb-Faye, Arrington, Bees, Gill, Noiles  
 (0-1) Holcomb-Faye, Bynum, Bees, Arrington, Gill  
 (2-7) Holcomb-Faye, Arrington, Bees, Gill, Popoola  
 (1-0) Bynum, Arrington, Bees, Popoola, Gill

### CONSECUTIVE GAMES PLAYED

Arrington (77); Popoola (48); Zaharias (21); Holcomb-Faye (17); Bynum, Gill; Bees (10); Noiles (3); Prince, Goodin (2)

### CONSECUTIVE STARTS

Arrington (49), Gill (10), Bees (10), Popoola (8), Bynum (1)

## RADFORD UNIVERSITY QUICK FACTS

### UNIVERSITY FACTS

Location .....Radford, Va.  
 Founded .....1910 (State)  
 Enrollment .....9,100  
 Nickname .....Highlanders  
 Colors .....Radford Red, White & Blue  
 Conference .....Big South (NCAA I)  
 Home Court .....Dedmon Center  
 Capacity .....5,000  
 President .....Dr. Douglas Covington  
 Athletic Director .....Greig Denny  
 Faculty Rep. ....Chuck Hayes  
 Compliance Coordinator .....Meghan Barter

### BASKETBALL STAFF

Head Coach .....Byron Samuels  
 Alma Mater .....UNC Asheville, '86  
 Record at RU .....First Season  
 Career Record .....17-36 (2 yrs.)  
 Assistant Coaches .....  
 .....Kevin Martin (UNC Asheville '99)  
 .....Troy Manns (Virginia Tech '96)  
 .....Jeff Brookman (Belmont Abbey '98)  
 Basketball Secretary .....Robena Hughes  
 Basketball Office Phone .....(540) 831-5125  
 Basketball Office Fax .....(540) 831-6095

### MEDIA FACTS

Director, Sports Information .....Aaron Barter  
 Assistant SID .....Brian Stanley  
 Men's Basketball Contact .....Aaron Barter  
 Sports Information Phone .....(540) 831-5211  
 Barter's Home Phone .....(540) 633-0112  
 Sports Information Fax .....(540) 831-5556  
 RU Press Row Number .....(540) 831-5295  
 Barter's Cell Phone .....(540) 818-1248  
 Barter's E-Mail .....atbarter@radford.edu  
 RU on the web .....radford.edu/Athletics

**RU 70, CSU 52**

RU opened up the second half with a 14-to-four run to break open an eight-point halftime lead to cruise to 70-52 over Charleston Southern at the Dedmon Center.

Andrey Savtchenko (22 points, 11 rebounds) and Correy Watkins (22 points, eight rebounds) led the Radford (10-14, 5-4) attack, combining for 44 points on 18-of-24 shooting and 19 rebounds to pace the Highlander attack. In Watkins efforts, the senior eclipsed the 1,000 point plateau becoming the 18th RU player to do so. Nosa Obasuyi chipped in with 11 points. Ed O'Neil led Charleston Southern (7-13, 3-5) with 16 points.

Radford controlled the post all afternoon outscoring Charleston Southern 42-to-14, while converting 26 Buccaneer turnovers into 35 points. Radford, who connected on a three-point field goal in 348 consecutive games, went 0-for-10 from behind the arc to see their streak stopped.

**LIPSCOMB LEAVES TEAM ...**

Radford University Head Men's Basketball Coach Byron Samuels announced that senior Curtis Lipscomb (Winston-Salem, N.C.) has left the team due to personal reasons.

Lipscomb, also a walk-on this season, appeared in 13 games for RU, averaging 0.7 points and 1.1 rebounds per contest. "We thank Curtis Lipscomb for his hard work and contribution to our team," stated Samuels. Adding "We wish him and his family the very best."

**YOU HAD A FEELING HE'D BE A GOODIN' ...**

After leading the Highs in scoring in their first two games of the season Richmond 16 pts., William & Mary 18 pts.), freshman Chris Goodin had been a non-factor in RU next 12 games (31 points, 2.6 ppg, 23 FG Pct.). That was until Liberty in which he reemerged leading RU in scoring with 16 points against the Flames. Continuing that theme, Goodin added 14 points against Coastal, Monday.

**ARRINGTON HEATING UP AT THE RIGHT TIME ...**

Raymond Arrington is playing his best basketball of the season as of late. Entering the CSU contest, the senior has scored 20 or more points in six of the last 10 RU contests, averaging 18.5 ppg, 3.3 rebounds per game while shooting 85% from the FT line (25-34), 39% from behind the arc (25-36). He scored 27 points at Ohio St., 24 against Winthrop, 24 against High Point and 23 at Akron and 23 at Birmingham Southern.

In three conference games the senior is averaging 18.9 points, shooting 40% from the field (22-55), 40% from behind the arc (8-20) and 3.3 rebounds per game.

**MONSTER ON THE GLASS, GILL'S 21 BOARDS SETS NEW RU RECORD ...**

Aaron Gill hauled down a school record 21 rebounds in the league opener against Winthrop, breaking Andrey Savtchenko's record of 20 against Purdue last season. His 21 boards were more rebounds than he tallied in each of his first two seasons grabbing 17 as a freshman and 15 last season.

**GLAD TO SEE DECEMBER GO ...**

The Highlanders are sure glad to usher out the 2002 year. RU lost all seven games played in the 12th month of the year 2002, falling to 39-41 all-time in the final month of the year.

**FRESHMAN, OF THE WEEK AGAIN, HOLCOMB-FAYE CAPTURES HONORS FOR SECOND TIME ...**

Freshman Whit Holcomb Faye adjusted just fine to being away for the holiday season. The point guard averaged 15.7 ppg in six contests over the break, dishing out 4.2 assists, and 4.2 rebounds per game. He sunk 43 of 49 free throws (84%) and scored 20 or more points in three of the six contests in being named BSC freshman-of-the-week for the second time this season.

Against Akron, he scored 20 points, grabbed seven rebounds, against Ohio State he scored 20 points and dished out nine assists. His best game, was a career high 27 points vs. St. Francis, when he flirted with a triple-double with a nine rebound, six assist performance.

**FALLING HARD AT HOME ...**

The Highlanders fell by 47 points to ECU at the Dedmon Center marking the worst loss at home by RU. The previous most lop-sided home defeat happened during RU's first season of basketball ('74-75) dropping a 98-74 decision to Randolph-Macon. The worst loss at the Dedmon Center prior to the ECU game, came on January 21, 1984 to Randolph Macon by 22 (64-42).

**RU BY THE NUMBERS**

Playing at home	3-3
Playing on the road	2-8
Playing at a neutral site	0-1
Playing a team with a .500+ record	1-3
Playing a team with a .500 record	0-3
Playing a team with a below .500 record	4-6
When RU leads at the half	5-12
When opponent leads at the half	5-12
When the Score it tied at the half	1-0
When RU leads with 5 minutes to go	1-0
When opponent leads with 5 minutes to go	4-11
When there is a tie with 5 minutes to go	0-0
When RU leads with 1 minute remaining	4-0
When opponent leads with 1 minute left	0-12
When there is a tie with 1 minute to go	1-0
When the game goes into overtime	1-1
When RU out rebounds opponent	2-2
When opponent out rebounds RU	3-9
When rebounds are equal	0-1
When RU shoots 50% or better from the floor	1-2
When RU shoots less than 50% from the floor	3-10
When RU outshoots its opponent	3-1
When opponents outshoot RU	2-11
When shooting % is the same	0-0
When RU makes more 3-pointers	2-4
When opponents make more 3-pointers	3-7
When same amount of 3-pointers are made	0-1
When RU shoots more 3-pointers	2-8
When opponents shoot more 3-pointers	2-5
When same amount of 3-pointers are attempted	0-0
When RU shoots more free throws	4-6
When opponents shoot more free throws	1-9
When same number of free throws were taken	0-0
When opponents shoot 50% or better from floor	0-9
When opponents shoot less than 50% from floor	5-3
When RU has more turnovers than opponent	2-9
When opponents have more turnovers than RU	3-3
When turnovers are the same	0-0
When RU blocked more shots	2-1
When opponents blocked more shots	0-8
When blocks are the same	2-2
When RU has more steals	3-1
When opponent have more steals	2-8
When steals are the same	0-2
When RU bench outscores opponents bench	2-2
When opponents bench outscores RU bench	3-10
When both benches score the same	0-0

**2002-03 HONORS AND AWARDS**

**Big South Preseason Firest Team**  
Raymond "Peanut" Arrington

**Big South Rookie of the Week**  
Whit Holcomb-Faye, 11/2/02  
Whit Holcomb-Faye, 12/8/03

**2002-03 BSC PRE-SEASON POLL**

1. UNC Asheville (8)
2. Winthrop (6)
3. Charleston Southern
4. High Point (1)
5. Elon
6. Coastal Carolina (1)
7. Radford
8. Liberty

**RU MARGIN OF VICTORY/DEFEAT**

Margin	1	2	3	4	5	6	7	8	9	10	11	12	13	14	15	16	17	18	19	20	21	22	23	24	25+	Dif.	Avg
Wins	1				1	1			1				1													34	6.8
Losses				1		1									1	2		1						1	5	339	28.5

## WHAT'S IN THE NICKNAME?

Radford University athletic teams have proudly carried the Highlander nickname into competition since the mid-1970s, coinciding with the recognized start of Radford's modern-day athletic program in 1974. In the fall of 1996, the university introduced a new Highlander mascot that has quickly become a favorite with the RU students, fans and community.

The name "Highlanders" reflects the influence of the Scottish immigrants who settled in Southwestern Virginia over 300 years ago. These people were characterized by "firmness of decision, resourcefulness, ardor in friendship, love of country and generous enthusiasm."

In 1978, the university adopted the red, navy blue, and forest green colors woven into the tartan kilt formerly worn by the Highlander band as Radford's official school colors. The Marching Highlander band first donned their Scottish regalia in the mid-1950s when Radford was an all-women's college.

## THIS IS RADFORD, VA.

Radford is located in the heart of Southwest Virginia's New River Valley, in the Blue Ridge Mountain foothills. Our small city has been offering an attractive lifestyle for its residents since early settlers arrived in 1750. Nestled in a large bend in the New River, Radford covers approximately 9.63 square miles and is a diverse city full of commercial and recreational potential. Home of two former governors, Radford's small town quality offers some big city cultural and educational opportunities.

Although located in an unspoiled area of low population density, Radford's proximity to Interstate 81 (3 mi.) allows the world easy access to our educational, commercial and industrial resources. Rich in opportunity, energy and beauty, Radford is ideally located along Interstate 81 with easy accessibility to I-77. Excellent transportation via air, rail and freight allows for easy transportation of products. Prime industrial, commercial and office sites are currently available, all with beautiful vistas in which to live and play. Industrial shell building projects are on going.

## HOLCOMB-FAYE BSC FRESHMAN HONORS ...

Whit Holcomb-Faye was named Big South Conference freshman-of-the-Week as the league released its first men's basketball report of the 2002-03 season. Whit is second on the team in scoring averaging 11.3 ppg in his first four games. He has started RU's first four games and logged a team high 38.5 minutes. The 6-1 guard scored eight of the Highlanders final 13 points in RU's come-from-behind victory over William & Mary. He finished with 15 points against the Tribe, 10 points in the loss to Howard and 11 points in the win over North Carolina A&T. So far, Holcomb-Faye has dished out 18 assists and has committed just five turnovers for a 3.5 assist-to-turnover ratio.

## AGE JUST A NUMBER ...

The Highlander coaching staff is tied for the second youngest coaching staff in Division I men's basketball with Loyola (30.0 average age). Western Carolina has the youngest coaching staff (28.0).

## ROAD WARRIORS AT IT AGAIN ...

Opening the season on the road is no big deal for the Highlanders. They have opened the season away from the Dedmon Center the last four seasons. Overall, the Highlanders have started the season on the road 15 of the school's 28 openers. RU's record in road openers, 3-13.

## RU AGAINST THE COMMONWEALTH ...

Against Virginia state schools Radford holds a 98-102 record against institutions from the Commonwealth. The Highlanders have the best percentage against Mary Washington (12-0), while Richmond has been their nemesis by winning 16 of the 17 meetings between the two Virginia institutions. Against Division Virginia I schools RU is 42-69. Take out their record 23-16 against BSC foe Liberty and the Highlanders are a dismal 19-53.

## BROTHERS HOLCOMB-FAYE ...

If tonight you think you are seeing double, you are. Whit Holcomb-Faye's older brother, Travis, is ECU's starting point guard and a senior captain for the Pirates. Travis is ECU's all-time assist leader at ECU.

## TOUCHDOWN RADFORD ...

If freshman Andre Bynum and sophomore Kyle Zaharius hook up on long passes, one should not be surprised. Bynum and Zaharius were both standout prep football players. Bynum, at Ashbrook High School in Gastonia, N.C (Charlotte suburb), threw for and area high 1,414 yards and 15 touchdowns his senior season and was runner-up for the Gastonia Gazette offensive player of the year honors. Zaharius, who was a receiver at Clover Hill High School (Richmond, Va.), garnered all-district football player as a senior.

## THE SAMUELS PEDIGREE ...

Playing at UNC Asheville and serving as an assistant at Tennessee under mentor Jerry Green, Samuels has established his own pedigree. While at Hampton, all three of his assistants have moved onto head coaching positions. Most noted former Hampton coach and current Evansville coach Steve Merfeld, who masterminded Hampton's upset of Iowa State in the NCAA Tournament. Bobby Collins, who currently heads the Hampton program and Division II member Belmont Abby's bench boss Darren "Dip" Metress are the other two.

## HIGHLANDERS INK MCINTYRE ...

Radford University Men's Basketball Coach Byron Samuels announced today that Radford has signed Reggie McIntyre to a National Letter of Intent.

A Woodmont High School senior in Greenville, S.C., McIntyre becomes the first Radford University signee during the NCAA's early signing period. McIntyre, a 6-5, 210 forward, averaged 11.3 points and 8.9 rebounds, while shooting .604 from the field as a junior for the Wildcats.

"We are very excited to sign Reggie. He fills a huge need in that he is physically strong, an excellent athlete and a fierce competitor," stated Samuels. "More importantly Reggie is a super young man, from a fantastic family. I expect Reggie to play an important role on our team right away next season, he is used to winning and his attitude and approach to the game is tailor made for the way I want to play and my coaching style. In many ways he reminds me of Correy Watkins, one of my most favorite players since I've been in coaching. Reggie can play both forward positions, but its his do whatever it takes mindset that will get him on the floor in whatever role we need him to play. To say that I'm excited is an understatement."

## MEN'S BASKETBALL SIGNS TEAGUE TO NLI ...

Radford University signed 6-5, 185, guard Anthony Teague to a National Letter of Intent. Teague who is currently a senior at Shaker Heights High School in Shaker Heights, Ohio, averaged over 14 points, six rebounds and three assists per game as a junior. "When I visited there I really liked the atmosphere of the campus and the town," Teague told the Plain Dealer. "And Coach Wonson [Shaker Head Coach Bob Wonson] has a lot of respect for their coaching staff," added Teague.

"When looking at our recruiting needs, our number one priority was to sign a guard who could fill the void when Peanut Arrington graduates. Anthony Teague can fill that void. He is an excellent shooter and has the ability to put up big numbers on the perimeter," stated Samuels. "What sets Anthony apart is his skill in getting shots off the dribble. His athleticism helps us immediately on both the offensive and defensive side of the ball. We told Anthony in the recruiting process that he is next in line in terms of the outstanding two guards Radford has had, from Doug Day to Arrington, and now Teague.

Added Samuels, "He comes out of an excellent and highly competitive high school program at Shaker Heights, and enjoyed a good summer of basketball, starting with the Nike All-American Camp. I'm confident he'll be ready for the opportunity and challenges ahead. He's an excellent addition to the Radford Basketball Family."

### STAYING LOCAL ...

Coach Samules put together his first schedule as head coach aimed at playing more institutions in the region. This season the Highlanders will travel to Richmond, William & Mary and American, places that have high RU alumni populations.

### BSC DOMINANCE ...

RU won consecutive regular season titles in 1999-00 and 2000-01 and three overall. Over the last three years, the Highlanders have gone 52-13 against Big South competition during the regular season.

### HOME SWEET HOME ...

The Highlanders have enjoyed life at the Dedmon Center since the facility opened in 1981. The Highlanders are 2-3 this season and posted a 9-3 record last season at the DC. RU finished the 2000-01 home schedule unblemished at 10-0. The Highlanders have won 46 of their last 55 games at home while posting a 91-10 record at the Dedmon Center during the last five-plus seasons. RU's all-time record at the Dedmon Center is 212-57. The Highlanders defeated Pembroke State, 56-53, in the first game ever played at the DC on Dec. 7, 1981. The Highlanders are 11-3 in their last 13 home games against in-state, non-conference foes.

### 11 CONSECUTIVE WINNING SEASONS STREAK DASHED ...

RU's loss in the 2002 Big South Championship semi-finals, snapped the consecutive streak of 11 winning seasons by RU. That streak of 11 consecutive winning seasons was the longest active streak among Virginia's 13 Division I teams and the longest string in Big South Conference history. In five of the last 10 seasons, RU has won at least 20 games.

### HOME WINNING STREAK SNAPPED ...

Richmond handed the Highlanders a 71-62 loss back on January 18, 2000 marking the only blemish at the Dedmon Center during the 1999-2000 season. Since the loss, RU has reeled off 17 straight at the DC, including 19 straight league games. Richmond was also the team that ended the streak, downing RU 62-52 on November 28, 2001.

### BREAKING DOWN THE BRADLEY ERA ...

Ron Bradley led the Highlanders to at least 20 wins four times, including two out of the last five seasons. In those five years he captured regular season Big South Conference titles three times while directing the Highlanders to 109 career BSC victories.

Last year, his final year, Bradley suffered his first losing season in 15 years as a head coach. He leaves the Southwest Virginia institution with a record of 193-124 at RU. He established himself as the fifth winningest coach in Big South Conference history.

Bradley etched his name in the RU record books on December 29, 2000 with an 80-74 victory over the University of Portland in the Touch America/Holiday Stores Classic. That victory surpassed Joe Davis on RU's career victory list to become the winningest coach in Highlander history. Bradley's coaching acumen was never more obvious than the 1997-98 season when he directed the Highlanders to its first Big South Conference title and into the NCAA Tournament.

## RU'S YEAR-BY-YEAR RECORDS

YEAR	OVERALL		BIG SOUTH		COACH
	RECORD	PCT.	RECORD	PCT.	
1974-75	11-10	.524			Chuck Taylor
1975-76	16-12	.571			Chuck Taylor
1976-77	15-10	.600			Chuck Taylor
1977-78	14-11	.560			Chuck Taylor
1978-79	23-4	.852			Joe Davis
1979-80	15-13	.536			Joe Davis
1980-81	16-12	.571			Joe Davis
1981-82	19-8	.704			Joe Davis
1982-83	15-11	.577			Joe Davis
1983-84	17-10	.630			Joe Davis
1984-85	16-12	.571			Joe Davis
1985-86	11-17	.393	3-4 (4th)	.429	Joe Davis
1986-87	17-14	.548	7-7 (T-4th)	.500	Joe Davis
1987-88	16-14	.533	8-4 (T-2nd)	.800	Joe Davis
1988-89	15-13	.536	5-7 (5th)	.417	Oliver Purnell
1989-90	7-22	.241	3-9 (7th)	.250	Oliver Purnell
1990-91	22-7	.759	12-2 (1st)	.857	Oliver Purnell
1991-92	20-9	.690	12-2 (1st)	.857	Ron Bradley
1992-93	16-15	.516	8-8 (5th)	.500	Ron Bradley
1993-94	20-8	.714	13-5 (2nd)	.722	Ron Bradley
1994-95	16-12	.571	9-7 (4th)	.563	Ron Bradley
1995-96	14-13	.518	8-6 (5th)	.571	Ron Bradley
1996-97	15-13	.536	8-6 (4th)	.571	Ron Bradley
1997-98	20-10	.667	10-2 (1st)	.833	Ron Bradley
1998-99	20-8	.714	8-2 (2nd)	.800	Ron Bradley
1999-00	18-10	.643	12-2 (1st)	.857	Ron Bradley
2000-01	19-10	.660	12-2 (1st)	.857	Ron Bradley
2001-02	15-16	.484	9-5 (3rd)	.643	Ron Bradley
<b>TOTAL</b>	<b>458-324</b>	<b>.586</b>	<b>147-80</b>	<b>.648</b>	

**#2 RAYMOND ARRINGTON**  
**6-4, 190, SENIOR, GUARD, BEDFORD, VA. (LIBERTY HS)**



- Enters the game 4th on RU's all-time scoring list
- First team Big South preseason selection
- RU's and the Big South Conference's top three-point threat in each of the last two seasons
- A '01-02 Second Team all-Big South Conference selection
- Became the 19th player in RU history to eclipse the 1,000 point mark for a career and the third player in '01-02 (Watkins & Savtchenko)

**ARRINGTON'S  
 CAREER & SEASON HIGH'S**

**POINTS**

**Career** - 32 vs. Coastal, 1/20/03  
**Season** - Same

**FIELD GOALS MADE**

**Career** - 10, Twice, Most Recent vs. Winthrop, 1/2/03  
**Season** - 10 vs. Winthrop, 1/2/03

**FIELD GOALS ATTEMPTED**

**Career** - 24 vs. Winthrop, 1/2/03  
**Season** - Same

**FREE THROWS MADE**

**Career** - 11 vs. Coastal, 1/20/03  
**Season** - Same

**FREE THROWS ATTEMPTED**

**Career** - 13 vs. Coastal Carolina, 1/20/03  
**Season** - Same

**THREE POINTERS MADE**

**Career** - 7, Twice, Most Recent vs. Ohio State, 12/23/02  
**Season** - 7 vs. Ohio State, 12/23/02

**THREE POINTERS ATTEMPTED**

**Career** - 14 vs. Purdue, 11/21/01  
**Season** - 12 vs. Ohio State, 12/23/02

**REBOUNDS**

**Career** - 8 vs. American, 12/4/01  
**Season** - 6, Twice, Most Recent vs. Marshall, 12/14/02

**STEALS**

**Career** - 3 vs. Coastal, 1/20/03  
**Season** - Same

**ASSISTS**

**Career** - 5, Three Times Most Recent vs. UNC Wilmington, 11/26/01  
**Season** - 2, Five Times, Most Recent vs. Florida International, 12/28/02

**BLOCKS**

**Career** - 2, Three Times, Most Recent vs. Middle Tennessee State, 12/21/00  
**Season** - 1 Four Times, Most Recent vs. Birmingham Southern, 1/8/03

**CHARTING ARRINGTON**

Times Led RU in Scoring .....24  
 Double Digit Scoring .....62  
 Games with Three, 3-pt. FGM .....17  
 Games with Four, 3-pt. FGM .....21  
 Games with Five +, 3-pt. FGM .....10

**2002-03 GAME-BY-GAME**

Opponent	MP	FG-A	Pct.	3P-A	Pct.	FT-A	Pct.	O-D-R	PF	Ast	TO	Blk	St.	Pts.
@Richmond	31	2-14	.143	0-6	.000	0-0	.000	0-0-0	0	0	1	0	1	4
@William & Mary	39	4-13	.308	4-7	.571	0-0	.000	0-4-4	3	2	0	0	0	12
Howard	44	6-20	.300	1-9	.111	8-9	.889	1-5-6	3	2	6	0	2	21
North Carolina A&T	37	6-15	.400	4-11	.364	2-3	.667	0-0-0	1	2	1	0	0	18
East Carolina	34	3-11	.273	1-5	.200	3-4	.750	2-3-5	0	0	0	4	1	10
@American	38	5-13	.385	1-5	.200	2-5	.400	0-2-2	2	0	2	0	2	13
@Marshall	38	6-19	.316	4-10	.400	0-0	.000	1-5-6	3	2	3	0	1	16
@Akron	39	5-21	.238	3-10	.300	10-10	1.000	1-0-1	3	0	3	0	1	23
@Ohio State	40	8-16	.500	7-12	.583	4-4	1.000	0-4-4	3	0	2	0	0	27
@Florida International	32	3-15	.200	1-4	.250	2-2	1.000	1-3-4	2	2	2	1	0	9
vs. St. Francis	29	1-10	.100	0-7	.000	0-0	.000	1-2-3	4	1	2	0	0	2
Winthrop	34	10-24	.417	3-7	.429	1-2	.500	1-4-5	3	0	2	0	1	24
High Point	39	7-18	.389	3-6	.500	7-10	.700	0-3-3	5	1	2	1	2	24
@Birmingham Southern	34	8-13	.615	6-10	.600	1-1	1.000	1-3-4	3	0	4	1	0	23
UNC Asheville	38	5-13	.385	2-7	.286	4-5	.800	0-2-2	3	1	0	0	1	16
@Liberty	34	1-14	.071	0-5	.000	8-11	.727	3-1-4	4	0	3	0	0	10
@Coastal	38	8-15	.533	5-9	.556	11-13	.846	1-4-5	4	0	2	0	3	32
@Charleston Southern														
Elon														
@High Point														
@Winthrop														
@UNC Asheville														
Coastal Carolina														
Charleston Southern														
@Elon														
Birmingham Southern														
Liberty														

**ARRINGTON'S CAREER STATISTICS**

Season	GP-GS	Min.	TOTAL			3-POINTERS			REBOUNDS			PF-FO	A	TO	Blk.	St.	Pts.	Avg.
			FG-FGA	Pct.	FG-FGA	Pct.	FT-FTA	Pct.	Off-Def	Tot	Avg.							
1999-00	27-19	762	85-237	.359	54-145	.372	43-55	.782	26-54	80	3.0	54-0	51	49	10	27	267	9.9
2000-01	29-28	913	115-308	.373	79-204	.387	60-72	.833	35-46	81	2.8	72-4	30	46	11	27	369	12.7
2001-02	31-31	1075	142-396	.359	91-240	.379	76-97	.784	10-70	80	2.6	74-2	62	55	7	21	451	14.5
<b>Totals</b>	<b>87-78</b>	<b>2750</b>	<b>342-941</b>	<b>.363</b>	<b>224-589</b>	<b>.380</b>	<b>179-224</b>	<b>.799</b>	<b>72-170</b>	<b>242</b>	<b>2.8</b>	<b>200-6</b>	<b>143</b>	<b>150</b>	<b>28</b>	<b>75</b>	<b>1097</b>	<b>12.5</b>

## #4 MATT JAMES

6-6, 225, JUNIOR, FORWARD, CHARLOTTESVILLE, VA. (ALBERMALE HS)

- A walk-on this season
- Will add depth to the Highlander front court
- Should bring maturity to the RU line-up
- Played his high school basketball for Greg Maynard at Albemarle High School in Charlottesville, Va.
- Named the Daily Progress Most Valuable Player in each of his final two seasons at Albemarle



## JAMES' CAREER & SEASON HIGH'S

### POINTS

**Career** - 6 vs. High Point, 1/4/02

**Season** - Same

### FIELD GOALS MADE

**Career** - 2, Twice, Most Recent vs. High Point, 1/4/03

**Season** - Same

### FIELD GOALS ATTEMPTED

**Career** - 5 vs. East Carolina, 12/3/02

**Season** - Same

### FREE THROWS MADE

**Career** - 2 vs. High Point, 1/4/03

**Season** - Same

### FREE THROWS ATTEMPTED

**Career** - 2, Twice, Most Recent vs. High Point, 1/4/02

**Season** - Same

### THREE POINTERS MADE

**Career** -

**Season** -

### THREE POINTERS ATTEMPTED

**Career** -

**Season** -

### REBOUNDS

**Career** - 4 vs. High Point, 1/4/03

**Season** - Same

### STEALS

**Career** - 1 vs. East Carolina, 12/3/02

**Season** -

### ASSISTS

**Career** - 2 vs. Ohio State, 12/23/02

**Season** - Same

### BLOCKS

**Career** -

**Season** -

## 2002-03 GAME BY GAME

<i>Opponent</i>	<i>MP</i>	<i>FG-A</i>	<i>Pct.</i>	<i>3P-A</i>	<i>Pct.</i>	<i>FT-A</i>	<i>Pct.</i>	<i>O-D-R</i>	<i>PF</i>	<i>Ast</i>	<i>TO</i>	<i>Blk</i>	<i>St.</i>	<i>Pts.</i>
@Richmond	1	1-1	1.000	0-0	.000	0-0	.000	0-3-3	0	0	3	1	0	2
@William & Mary	--DNP CD --													
Howard	--DNP CD --													
North Carolina A&T	--DNP CD --													
East Carolina	11	1-5	.200	0-0	.000	0-0	.000	1-2-3	2	0	0	1	0	12
@American	4	0-1	.000	0-0	.000	0-0	.000	1-1-2	0	0	0	0	0	0
@Marshall	--DNP CD --													
@Akron	--DNP CD --													
@Ohio State	8	0-0	.000	0-0	.000	0-0	.000	0-2-2	1	2	3	0	0	0
@Florida International	12	2-4	.500	0-0	.000	0-0	.000	1-2-3	0	0	2	0	0	4
vs. St. Francis	--DNP CD--													
Winthrop	--DNP CD--													
High Point	13	2-3	.667	0-0	.000	2-2	1.000	2-2-4	2	0	0	0	0	6
@Birmingham Southern	5	0-2	.000	0-0	.000	0-0	.000	1-0-1	2	0	0	0	0	0
UNC Asheville	0+	1-1	1.000	0-0	.000	0-0	.000	1-0-1	0	0	0	0	0	2
@Liberty	2	0-0	.000	0-0	.000	0-0	.000	0-0-0	1	0	0	0	0	0
@Coastal	--DNP CD--													
@Charleston Southern														
Elon														
@High Point														
@Winthrop														
@UNC Asheville														
Coastal Carolina														
Charleston Southern														
@Elon														
Birmingham Southern														
Liberty														

**#5 OLUMUYIWA POPOOLA**  
6-3, 185, So., G, GARDENA, CALIF. (BLUE RIDGE SCHOOL)



- Comes from a great prep background
- Has the quickness and ability to put the ball on the floor and go to the hole
- RU's top returning rebounder from 2001-02
- Started 22 games as a freshman; Those starts rank second on the Highlanders in active career starts
- Started the 'Highs first 10 games at small forward before being moved to point guard for the next eight games for the injured Mike Hornbuckle at East Tennessee State (12/8)

**POPOOLA'S  
CAREER & SEASON HIGH'S**

POINTS

**Career** - 17 vs. UNC Asheville, 1/11/03  
**Season** - Same

FIELD GOALS MADE

**Career** - 6 vs. Winthrop, 1/9/02  
**Season** - 5, Twice, Most Recent vs. NCAT, 11/30/02

FIELD GOALS ATTEMPTED

**Career** - 12, Three Times, Most Recent vs. High Point, 1/4/03  
**Season** - Same

FREE THROWS MADE

**Career** - 7 vs. UNC Asheville, 1/11/03  
**Season** - Same

FREE THROWS ATTEMPTED

**Career** - 8 vs. UNC Asheville, 1/11/03  
**Season** - Same

THREE POINTERS MADE

**Career** - 3, Twice, Most Recently vs. vs. William & Mary, 11/24/02  
**Season** - 3 vs. William & Mary, 11/24/02

THREE POINTERS ATTEMPTED

**Career** - 7 vs. Winthrop, 1/9/02  
**Season** - 5 vs. William & Mary, 11/24/02

REBOUNDS

**Career** - 7 vs. High Point, 1/4/03  
**Season** - Same

STEALS

**Career** - 3, Twice, Most Recent vs. Ohio State, 12/23/02  
**Season** - 3 vs. Ohio State, 12/23/02

ASSISTS

**Career** - 4 vs. Virginia Tech, 12/15/01  
**Season** - 3 vs. Florida International, 12/7/02

BLOCKS

**Career** - 2 vs. Winthrop, 1/3/03  
**Season** - Same


**2002-03 GAME BY GAME**

Opponent	MP	FG-A	Pct.	3P-A	Pct.	FT-A	Pct.	O-D-R	PF	Ast	TO	Blk	St.	Pts.
@Richmond	25	2-7	.000	0-4	.000	0-0	.000	0-3-3	3	0	2	0	0	4
@William & Mary	30	5-10	.500	3-5	.600	1-2	.500	1-4-5	1	2	1	1	0	14
Howard	21	1-5	.250	0-2	.000	0-0	.000	1-1-2	2	1	2	0	0	2
North Carolina A&T	32	5-12	.417	1-5	.200	0-1	.000	2-3-5	1	0	2	0	1	11
East Carolina	21	2-7	.286	0-2	.000	0-0	.000	0-0-0	2	0	1	0	0	4
@American	18	0-2	.000	0-1	.000	0-0	.000	0-0-0	2	1	1	0	0	0
@Marshall	19	1-7	.143	0-3	.000	4-4	1.000	2-0-2	2	2	0	0	1	6
@Akron	20	2-8	.250	1-2	.500	2-2	1.000	3-2-5	4	0	2	0	0	7
@Ohio State	28	4-9	.444	2-5	.400	1-2	.500	0-6-6	4	1	2	0	3	11
@Florida International	23	1-3	.333	0-2	.000	0-0	.000	0-2-2	1	3	2	0	0	2
vs. St. Francis	23	3-7	.429	0-1	.000	1-1	1.000	2-3-5	5	1	2	0	2	7
Winthrop	33	1-5	.200	0-1	.000	3-5	.600	1-4-5	4	0	0	2	2	5
High Point	26	6-12	.500	0-1	.000	0-0	.000	4-3-7	2	0	2	0	0	12
@Birmingham Southern	27	2-3	.667	1-1	1.000	2-2	1.000	0-3-3	3	0	2	0	0	7
UNC Asheville	35	4-11	.364	2-4	.500	7-8	.875	1-5-6	2	2	1	0	1	17
@Liberty	27	2-5	.400	0-2	.000	5-6	.833	0-1-1	2	0	0	0	2	9
@Coastal	28	2-5	.400	1-2	.500	4-4	1.000	0-3-3	5	1	0	0	1	9
@Charleston Southern														
Elon														
@High Point														
@Winthrop														
@UNC Asheville														
Coastal Carolina														
Charleston Southern														
@Elon														
Birmingham Southern														
Liberty														

**POPOOLA'S CAREER STATISTICS**

Season	GP-GS	Min.	TOTAL		3-POINTERS		FT-FTA		REBOUNDS		PF-FO	A	TO	Blk.	St.	Pts.	Avg.	
			FG-FGA	Pct.	FG-FGA	Pct.	Off-Def	Tot	Avg.									
2001-02	31-22	771	69-199	.347	31-88	.352	38-57	.667	18-66	84	2.7	56-1	38	68	2	40	207	6.7

**#12 AARON GILL**  
6-6, 185, Jr., F, LAURAL, MD. (LAURAL HS)



- A very good perimeter shooter
- Has natural talent around the hoop
- Played just 131 minutes in two seasons with the program
- In 26 career games has scored 20 points and grabbed 32 career rebounds
- Was the school's first player in 10 years to receive a Division I basketball scholarship
- Made his first career start at Richmond (11/22)
- Made the most of his second career start against family and friends at American (12/6/02) scoring a career high eight points and garnering a career best six blocks
- Hauled down a school record 21 rebounds breaking Andrey Savtchenko's record of 20 against Purdue last season
- His 21 rebounds were more than he had in either of his first two seasons

**GILL'S  
CAREER & SEASON HIGH'S**

POINTS

**Career** - 14, Twice, Most Recent vs. UNC Asheville, 1/11/03  
**Season** - Same

FIELD GOALS MADE

**Career** - 6, Twice, Most Recent vs. UNC Asheville, 1/11/03  
**Season** - Same

FIELD GOALS ATTEMPTED

**Career** - 11 vs. St. Francis, 12/28/02  
**Season** - Same

FREE THROWS MADE

**Career** - 4 vs. Akron, 12/21/02  
**Season** - Same

FREE THROWS ATTEMPTED

**Career** - 4, Twice, Most Recent vs. Akron, 12/21/02  
**Season** - Same

THREE POINTERS MADE

**Career** - 2, Twice, Most Recent vs. UNC Asheville, 1/11/03  
**Season** - Same

THREE POINTERS ATTEMPTED

**Career** - 3 vs. UNC Asheville, 1/11/03  
**Season** - Same

REBOUNDS

**Career** - 21 vs. Winthrop, 1/3/03  
**Season** - Same

STEALS

**Career** - 3 vs. St. Francis (NY), 12/28/02  
**Season** - Same

ASSISTS

**Career** - 3 vs. Birmingham Southern, 1/8/03  
**Season** - Same

BLOCKS

**Career** - 6 vs. American, 12/6/02  
**Season** - Same

**2002-03 GAME-BY-GAME**

Opponent	MP	FG-A	Pct.	3P-A	Pct.	FT-A	Pct.	O-D-R	PF	Ast	TO	Blk	St.	Pts.
@Richmond	16	0-2	.000	0-0	.000	0-0	.000	0-4-4	2	0	0	1	0	0
@William & Mary	14	1-1	1.00	0-0	.000	0-0	.000	1-2-3	0	0	1	0	0	2
Howard	12	1-1	1.000	0-0	0-2	0-2	.000	2-4	1	0	1	0	1	2
North Carolina A&T	13	1-4	.250	0-1	.000	0-0	.000	1-2	0	0	0	0	0	2
East Carolina	13	0-5	.000	0-1	.000	0-0	.000	4-2-6	1	0	2	1	1	0
@American	31	3-6	.500	2-3	.667	0-2	.000	1-2-3	1	0	3	6	1	8
@Marshall	28	5-8	.625	0-1	.000	2-4	.500	6-5-11	0	1	4	0	1	12
@Akron	29	0-3	.000	0-1	.000	4-4	1.000	1-6-7	1	1	1	0	0	4
@Ohio State	22	2-4	.500	2-2	1.000	2-2	1.000	2-3-5	5	0	0	0	2	8
@Florida International	26	0-4	.000	0-1	.000	2-6	.333	2-4-6	1	0	3	0	0	2
vs. St. Francis	34	6-11	.545	0-1	.000	2-4	.500	5-5-10	3	0	1	0	3	14
Winthrop	33	3-8	.375	0-1	.000	2-5	.400	6-15-21	1	0	3	1	0	8
High Point	25	0-5	.000	0-1	.000	2-2	1.000	2-6-8	2	0	2	3	0	2
@Birmingham Southern	31	3-5	.600	0-1	.000	1-2	.500	3-1-4	1	3	3	0	1	7
UNC Asheville	25	6-9	.667	2-3	.667	0-0	.000	6-4-10	3	1	1	1	1	14
@Liberty	26	4-10	.400	0-1	.000	2-4	.500	5-4-9	4	0	2	0	0	10
@Coastal	29	3-6	.500	0-0	.000	3-4	.750	4-4-8	4	1	0	3	0	9
@Charleston Southern														
Elon														
@High Point														
@Winthrop														
@UNC Asheville														
Coastal Carolina														
Charleston Southern														
@Elon														
Birmingham Southern														
Liberty														

**GILL'S CAREER STATISTICS**

Season	GP-GS	Min.	TOTAL		3-POINTERS		FT-FTA		REBOUNDS			PF-FO	A	TO	Blk.	St.	Pts.	Avg.
			FG-FGA	Pct.	FG-FGA	Pct.	Pct.	Off-Def	Tot	Avg.								
2000-01	10-0	56	4-15	.267	1-4	.250	1-3	.333	4-11	15	1.5	7-0	1	4	2	0	10	1.0
2001-02	16-0	75	4-9	.444	0-0	.000	2-5	.400	4-13	17	1.1	14-0	4	11	0	0	10	0.6
<b>Totals</b>	<b>26-0</b>	<b>131</b>	<b>8-24</b>	<b>.333</b>	<b>1-4</b>	<b>.250</b>	<b>3-8</b>	<b>.375</b>	<b>8-24</b>	<b>32</b>	<b>1.2</b>	<b>21-0</b>	<b>5</b>	<b>15</b>	<b>2</b>	<b>0</b>	<b>20</b>	<b>0.8</b>

**#20 CHRIS GOODIN**  
6-5, 225, FR., G/F, SPRINGFIELD, VA. (LEE HS)



- Averaged 27 points per game for Mike Harris at Lee High School in Northern, Va.
- Finishing his senior season with 600 points
- Captured 2002 Liberty District Player-of-the-Year honors adding nine rebounds and three assists per game for the Lancers
- He accumulated more than 1,300 points in his four-year career at Lee, ending as the school's all-time leading scorer
- Scored over 30 points in 10 of his 22 contests as a senior
- His 42 points against Langley snapped his previous career high of 40 points he scored earlier in the season against Wakefield

**2002-03 GAME BY GAME**

<i>Opponent</i>	<i>MP</i>	<i>FG-A</i>	<i>Pct.</i>	<i>3P-A</i>	<i>Pct.</i>	<i>FT-A</i>	<i>Pct.</i>	<i>O-D-R</i>	<i>PF</i>	<i>Ast</i>	<i>TO</i>	<i>Blk</i>	<i>St.</i>	<i>Pts.</i>
@Richmond	27	6-13	.462	3-5	.600	1-2	.500	3-2-5	2	0	3	0	0	16
@William & Mary	30	7-12	.583	3-5	.600	1-2	.500	0-2-2	3	1	3	0	0	18
<b>Howard</b>	<b>30</b>	<b>2-9</b>	<b>.222</b>	<b>1-2</b>	<b>.500</b>	<b>3-4</b>	<b>.750</b>	<b>1-2-3</b>	<b>1</b>	<b>0</b>	<b>0</b>	<b>0</b>	<b>0</b>	<b>8</b>
<b>North Carolina A&amp;T</b>	<b>21</b>	<b>2-6</b>	<b>.333</b>	<b>0-1</b>	<b>.000</b>	<b>0-1</b>	<b>.000</b>	<b>1-2-3</b>	<b>3</b>	<b>1</b>	<b>2</b>	<b>0</b>	<b>1</b>	<b>4</b>
<b>East Carolina</b>	<b>8</b>	<b>0-3</b>	<b>.000</b>	<b>0-2</b>	<b>.000</b>	<b>0-0</b>	<b>.000</b>	<b>0-0-0</b>	<b>0</b>	<b>0</b>	<b>1</b>	<b>0</b>	<b>0</b>	<b>0</b>
@American	16	0-3	.000	0-2	.000	0-0	.000	0-0-0	2	0	1	0	0	0
@Marshall	10	0-3	.000	0-1	.000	0-0	.000	0-2-2	1	0	2	0	0	0
@Akron	14	1-5	.200	0-3	.000	2-2	1.000	1-1-2	1	0	3	1	1	4
@Ohio State	11	3-5	.600	2-2	1.000	0-0	.000	0-0-0	3	0	1	0	0	8
@Florida International	10	1-4	.250	1-1	1.000	0-0	.000	0-0-0	0.0	1	2	0	1	3
vs. St. Francis	10	0-3	.000	0-1	.000	0-0	.000	0-1-1	1	1	2	0	0	0
<b>Winthrop</b>	<b>7</b>	<b>0-1</b>	<b>.000</b>	<b>0-0</b>	<b>.000</b>	<b>0-0</b>	<b>.000</b>	<b>0-2-2</b>	<b>0</b>	<b>0</b>	<b>0</b>	<b>0</b>	<b>0</b>	<b>0</b>
<b>High Point</b>	<b>9</b>	<b>0-1</b>	<b>.000</b>	<b>0-1</b>	<b>.000</b>	<b>0-1</b>	<b>.000</b>	<b>0-2-2</b>	<b>1</b>	<b>1</b>	<b>0</b>	<b>0</b>	<b>0</b>	<b>0</b>
@Birmingham Southern	10	2-5	.400	0-2	.000	0-0	.000	0-1-1	0	1	2	0	0	4
<b>UNC Asheville</b>	<b>--DNP CD --</b>													
@Liberty	16	5-9	.556	3-5	.600	1-3	.333	1-4-5	0	0	0	0	0	14
@Coastal	22	4-8	.500	1-3	.333	5-5	1.000	0-4-4	1	0	1	0	0	14
@Charleston Southern														
<b>Elon</b>														
@High Point														
@Winthrop														
@UNC Asheville														
<b>Coastal Carolina</b>														
<b>Charleston Southern</b>														
@Elon														
<b>Birmingham Southern</b>														
<b>Liberty</b>														

**GOODIN'S  
CAREER & SEASON HIGH'S**

POINTS

**Career** - 18 vs. William & Mary, 11/24/02  
**Season** - Same

FIELD GOALS MADE

**Career** - 7 vs. William & Mary, 11/22/02  
**Season** - Same

FIELD GOALS ATTEMPTED

**Career** - 13 vs. Richmond, 11/24/02  
**Season** - Same

FREE THROWS MADE

**Career** - 3 vs. Howard, 11/26/02  
**Season** - Same

FREE THROWS ATTEMPTED

**Career** - 4 vs. Howard, 11/26/02  
**Season** - Same

THREE POINTERS MADE

**Career** - 3, Three Times, Most Recent vs. Liberty, 1/18/03  
**Season** - Same

THREE POINTERS ATTEMPTED

**Career** - 5, Three Times, Most Recent vs. Liberty, 1/18/03  
**Season** - Same

REBOUNDS

**Career** - 5, Twice, Most Recent vs. Liberty, 1/18/03  
**Season** - Same

STEALS

**Career** - 1, Three Times, Most Recent vs. Florida International, 12/27/02  
**Season** - Same

ASSISTS

**Career** - 1, Five Times, Most Recent vs. Birmingham Southern, 1/8/03  
**Season** - Same

BLOCKS

**Career** - 1 vs. Akron, 12/21/02  
**Season** - Same

**#21 CHRIS PRINCE**  
6-6, 230, Fr., F, OXON HILL, MD. (OXON HILL HS)



- Not a flashy player but is able to clog up the middle
- An over average rebounder with a good nose for the ball
- Averaged 7.0 points and 7.2 rebounds per game as a senior at Oxon Hill High School
- Scored in double-figures in six contests his senior season at OHS

**PRINCE'S  
CAREER & SEASON HIGH'S**

POINTS

**Career** - 6, Three Times, Most Recent vs. Liberty, 1/18/03

**Season** - Same

FIELD GOALS MADE

**Career** - 3, Twice, vs. UNC Asheville, 1/11/03

**Season** - Same

FIELD GOALS ATTEMPTED

**Career** - 5 vs. NCAT, 11/30/02

**Season** - Same

FREE THROWS MADE

**Career** - 2 vs. Liberty, 1/18/03

**Season** - Same

FREE THROWS ATTEMPTED

**Career** - 5 vs. Liberty, 1/18/03

**Season** - Same

THREE POINTERS MADE

**Career** -

**Season** -

THREE POINTERS ATTEMPTED

**Career** -

**Season** -

REBOUNDS

**Career** - 6 vs. FIU, 12/27/02

**Season** - Same

STEALS

**Career** - 1 vs. High Point, 1/4/03

**Season** -

ASSISTS

**Career** - 1 vs. FIU, 12/27/02

**Season** -

BLOCKS


**Career** - 1 vs. UNC Asheville, 1/11/03

**Season** -

**2002-03 GAME BY GAME**

<i>Opponent</i>	<i>MP</i>	<i>FG-A</i>	<i>Pct.</i>	<i>3P-A</i>	<i>Pct.</i>	<i>FT-A</i>	<i>Pct.</i>	<i>O-D-R</i>	<i>PF</i>	<i>Ast</i>	<i>TO</i>	<i>Blk</i>	<i>St.</i>	<i>Pts.</i>
@Richmond	13	0-1	.000	0-0	.000	0-0	.000	2-1-3	3	0	0	0	0	0
@William & Mary	4	0-1	.000	0-0	.000	0-0	.000	0-2-2	0	0	1	0	0	0
Howard	19	2-2	1.000	0-0	.000	0-0	.000	0-3-3	1	0	1	0	0	4
North Carolina A&T	10	1-5	.200	0-0	.000	0-0	.000	0-3-3	2	0	1	0	0	2
East Carolina	8	0-3	.000	0-2	.000	0-0	.000	0-0-0	0	0	1	0	0	0
@American	14	2-4	.500	0-0	.000	1-2	.500	3-0-3	3	0	0	0	0	5
@Marshall	1	0-0	.000	0-0	.000	0-0	.000	0-0-0	1	0	0	0	0	0
@Akron	7	0-0	.000	0-0	.000	0-0	.000	0-0-0	2	0	0	0	0	0
@Ohio State	1	0-0	.000	0-0	.000	0-0	.000	0-0-0	0	0	0	0	0	0
@Florida International	17	3-4	.750	0-0	.000	0-0	.000	2-4-6	2	1	0	0	0	6
vs. Sty. Francis	16	1-4	.250	0-0	.000	0-0	.000	1-4-5	4	0	5	0	0	2
Winthrop	3	0-1	.000	0-0	.000	0-0	.000	0-1-1	0	0	0	0	0	0
High Point	8	2-4	.500	0-0	.000	0-0	.000	0-0-0	1	0	0	0	1	4
@Birmingham Southern	--DNP CD--													
UNC Asheville	12	3-4	.750	0-0	.000	0-2	.000	1-0-1	1	0	0	1	0	6
@Liberty	7	2-4	.500	0-0	.000	2-5	.400	2-0-2	1	0	1	0	0	6
@Coastal	5	0-0	.000	0-0	.000	0-0	.000	0-1-1	1	0	1	0	0	0
@Charleston Southern														
Elon														
@High Point														
@Winthrop														
@UNC Asheville														
Coastal Carolina														
Charleston Southern														
@Elon														
Birmingham Southern														
Liberty														

**#22 RAY NOILES**  
6-4, 170, JR., F, ROXBURY, MASS. (BOSTON ENGLISH HS)



- Has the quickness and ability to put the ball on the floor and go to the hole
- Averaged 7.2 points per game in RU's final 11 contests in 2001-02
- Averaging 2.6 points in 49 career games at RU entering this season

**NOILES'**  
**CAREER & SEASON HIGH'S**

POINTS

**Career** - 16 vs. Liberty, 1/26/02  
**Season** - 6 vs. High Point, 1/4/03

FIELD GOALS MADE

**Career** - 5 vs. Liberty, 1/26/02  
**Season** - 2 vs. High Point, 1/4/03

FIELD GOALS ATTEMPTED

**Career** - 10 vs. Liberty, 2/23/02  
**Season** - 5 vs. High Point, 1/4/03

FREE THROWS MADE

**Career** - 4 vs. Coastal Carolina, 2/4/02  
**Season** - 1, Twice, Moist Recent vs. Liberty, 1/18/03

FREE THROWS ATTEMPTED

**Career** - 6 vs. Coastal Carolina, 2/4/02  
**Season** - 2, Twice, Moist Recent vs. Liberty, 1/18/03

THREE POINTERS MADE

**Career** - 4 vs. Liberty, 1/26/02  
**Season** - 2 vs. High Point, 1/4/03

THREE POINTERS ATTEMPTED

**Career** - 9 vs. Liberty, 2/23/02  
**Season** - 5 vs. High Point, 1/4/03

REBOUNDS

**Career** - 5 vs. American, 12/4/01  
**Season** - 3 vs. Liberty, 1/18/03

STEALS

**Career** - 2 vs. High Point, 2/21/01  
**Season** - 1 vs. High Point, 1/4/03

ASSISTS

**Career** - 2, Four Times, Most Recent vs. Tennessee, 12/17/01  
**Season** - 2 vs. NCAT, 11/30/02

BLOCKS

**Career** - 2 vs. High Point, 1/19/02  
**Season** - 1 vs. East Carolina, 12/3/02


**2002-03 GAME-BY-GAME**

Opponent	MP	FG-A	Pct.	3P-A	Pct.	FT-A	Pct.	O-D-R	PF	Ast	TO	Blk	St.	Pts.
@Richmond	9	1-3	.333	1-2	.500	0-0	.000	0-1-1	0	0	10	0	0	3
@William & Mary	6	1-1	1.000	1-1	1.000	0-0	.000	0-0-0	3	0	0	0	0	3
Howard	4	0-0	.000	0-0	.000	1-2	.500	0-0-0	0	0	0	0	0	1
North Carolina A&T	7	1-2	.500	1-2	.500	0-0	.000	0-1-1	0	2	0	0	0	3
East Carolina	5	1-1	1.000	1-1	1.000	0-0	.000	0-1-1	0	0	0	1	0	3
@American	2	0-1	.000	0-0	.000	0-0	.000	0-0-0	0	0	0	0	0	0
@Marshall	16	1-4	.250	1-3	.333	0-0	.000	0-1-1	1	1	1	0	0	3
@Akron	10	0-1	.000	0-1	.000	0-0	.000	0-0-0	0	0	0	0	0	0
@Ohio State	2	0-0	.000	0-0	.000	0-0	.000	0-0-0	0	0	0	0	0	0
@Florida International	8	1-3	.333	1-3	.333	0-0	.000	0-0-0	0	0	1	0	0	3
vs. St. Francis	11	1-3	.333	1-3	.333	0-0	.000	1-0-1	1	0	0	0	0	3
Winthrop	10	0-2	.000	0-2	.000	0-2	.000	0-1-1	2	0	0	0	0	0
High Point	9	2-5	.400	2-5	.400	0-0	.000	0-2-2	1	0	2	0	1	6
@Birmingham Southern	--DNP CD--													
UNC Asheville	3	0-2	.000	0-2	.000	0-0	.000	0-0-0	0	0	1	0	0	0
@Liberty	10	1-4	.250	0-3	.000	1-2	.500	1-2-3	2	1	0	0	0	3
@Coastal	--DNP CD--													
@Charleston Southern														
Elon														
@High Point														
@Winthrop														
@UNC Asheville														
Coastal Carolina														
Charleston Southern														
@Elon														
Birmingham Southern														
Liberty														

**NOILES' CAREER STATISTICS**

Season	GP-GS	Min.	TOTAL		3-POINTERS				REBOUNDS		PF-FO	A	TO	Blk.	St.	Pts.	Avg.	
			FG-FGA	Pct.	Pct.	FT-FTA	Pct.	Off-Def	Tot	Avg.								
2000-01	20-0	85	6-25	.240	3-19	.158	5-7	.714	5-7	12	0.7	13-0	5	12	0	6	20	1.1
2001-02	29-0	399	36-95	.379	22-63	.349	13-21	.619	6-40	46	1.6	38-0	21	21	7	15	107	3.7
<b>Totals</b>	<b>49-0</b>	<b>484</b>	<b>42-120</b>	<b>.350</b>	<b>25-82</b>	<b>.305</b>	<b>18-28</b>	<b>.643</b>	<b>11-47</b>	<b>58</b>	<b>1.2</b>	<b>51-0</b>	<b>26</b>	<b>33</b>	<b>7</b>	<b>21</b>	<b>127</b>	<b>2.6</b>

**#24 ANDRE BYNUM**  
62, 170, FR., G, GASTONIA, N.C. (FORK UNION MILITARY ACADEMY)



- Will be counted on immediately, along with Whit Holcomb-Faye to provide leadership at the point guard position
- Spent a prep year at Fork Union Military Academy
- While the Fork Union (Va.) he averaged six points and three assists for a program that sent seven players to Division I programs
- Fork Union posted a 24-6 overall in the Virginia Independent School (VIS) league
- An established quarterback for AHS, Bynum was runner-up for the Gastonia Gazette offensive player of the year honors
- As a senior in football he threw for and area high 1,414 yards and 15 touchdowns and was deadly accurate, completing 60.4 percent of his passes while only committing four interceptions

**2002-03 GAME-BY-GAME**

Opponent	MP	FG-A	Pct.	3P-A	Pct.	FT-A	Pct.	O-D-R	PF	Ast	TO	Blk	St.	Pts.
@Richmond	14	1-4	.250	1-3	.333	0-0	.000	0-0-0	0	0	0	0	0	3
@William & Mary	3	0-1	.000	0-1	.000	0-0	.000	0-0-0	0	0	0	0	0	0
Howard	21	1-3	.333	0-1	.000	0-0	.000	0-2-2	3	2	2	0	1	2
North Carolina A&T	22	2-5	.400	2-4	.500	2-2	1.000	0-2-2	4	1	3	1	2	8
East Carolina	14	0-2	.000	0-2	.000	0-0	.000	0-0-0	0	0	1	2	2	0
@American	8	0-1	.000	0-0	.000	0-0	.000	0-0-0	1	1	0	0	0	0
@Marshall	7	1-3	.333	1-2	.500	0-0	.000	0-0-0	1	1	1	0	0	3
@Akron	24	1-1	1.000	0-0	.000	0-0	.000	0-0-0	4	1	2	0	1	2
@Ohio State	13	0-1	.000	0-1	.000	0-0	.000	0-0-0	1	0	0	0	0	0
@Florida International	15	0-2	.000	0-1	.000	0-0	.000	0-1-1	1	1	2	0	0	0
vs. St. Francis	10	0-2	.000	0-0	.000	0-0	.000	1-2-3	0	0	0	0	0	0
Winthrop	2	0-0	.000	0-0	.000	0-0	.000	0-0-0	0	0	2	0	0	0
High Point	7	0-0	.000	0-0	.000	0-0	.000	0-1-1	0	0	0	0	1	0
@Birmingham Southern	15	1-1	1.000	0-0	.000	0-0	.000	0-1-1	1	0	1	0	0	2
UNC Asheville	7	1-2	.500	0-1	.000	1-1	1.000	0-1-1	1	1	0	0	0	3
@Liberty	16	1-1	1.000	0-0	.000	0-0	.000	0-0-0	1	0	0	0	1	2
@Coastal	9	0-1	.000	0-1	.000	0-0	.000	0-2-2	0	1	2	0	0	0
@Charleston Southern														
Elon														
@High Point														
@Winthrop														
@UNC Asheville														
Coastal Carolina														
Charleston Southern														
@Elon														
Birmingham Southern														
Liberty														

**BYNUM'S CAREER & SEASON HIGH'S**

POINTS

Career - 8 vs. NCAT, 11/30/02  
Season - Same

FIELD GOALS MADE

Career - 2 vs. NCAT, 11/30/02  
Season - Same

FIELD GOALS ATTEMPTED

Career - 5 vs. NCAT, 11/30/02  
Season - Same

FREE THROWS MADE

Career - 2 vs. NCAT, 11/30/02  
Season - Same

FREE THROWS ATTEMPTED

Career - 2 vs. NCAT, 11/30/02  
Season - Same

THREE POINTERS MADE

Career - 2 vs. NCAT, 11/30/02  
Season - Same

THREE POINTERS ATTEMPTED

Career - 4 vs. NCAT, 11/30/02  
Season - Same

REBOUNDS

Career - 3 vs. St. Francis (NY), 12/28/02  
Season - Same

STEALS

Career - 2 vs. East Carolina, 11/30/02  
Season - Same

ASSISTS

Career - 2 vs. Howard, 11/26/02  
Season - Same

BLOCKS

Career - 1 vs. NCAT, 11/30/02  
Season - Same

**#32 WHIT HOLCOMB-FAYE**  
 6-1, 170, Fr., G, WINSTON-SALEM, N.C. (R.J. REYNOLDS)



- Will be counted on immediately, along with Andre Bynum to provide leadership at the point guard position
- Averaged 21.0 ppg, 8.1 apg as a senior
- He helped lead RJRHS to the state 4A championships in each of his last three seasons
- MVP of the Class 4-A Western Regional his senior season
- Sank two free throws with 37 seconds remaining to give Reynolds the working margin it needed to capture his third state title, 63-58 over Fayetteville 71st
- Was named the leagues first freshman of the week this season after averaging 11.3 ppg and 18 assists for a 3.6 assist-to-turnover ratio

**2002-03 GAME-BY-GAME**

Opponent	MP	FG-A	Pct.	3P-A	Pct.	FT-A	Pct.	O-D-R	PF	Ast	TO	Blk	St.	Pts.
@Richmond	34	4-14	.286	1-5	.250	0-0	.000	0-2-2	2	2	2	0	0	9
@William & Mary	39	5-11	.455	3-5	.600	2-2	1.000	0-2-2	0	7	2	1	1	15
Howard	44	3-12	.250	1-4	.250	3-7	.429	2-4-6	0	5	2	0	2	10
North Carolina A&T	37	2-11	.182	0-4	.000	7-9	.778	0-4-4	0	4	1	0	1	11
East Carolina	39	4-15	.267	0-2	.000	5-5	1.000	0-1-1	2	3	3	0	0	13
@American	39	8-15	.533	2-4	.500	1-2	.500	1-4-5	2	4	4	0	2	19
@Marshall	38	2-13	.154	1-5	.200	6-6	1.000	1-5-6	4	2	0	0	6	11
@Akron	31	4-13	.308	1-5	.200	11-12	.917	2-5-7	3	3	6	0	0	20
@Ohio State	38	8-11	.727	2-4	.500	2-4	.500	1-1-2	4	9	5	0	0	20
@Florida International	28	3-5	.600	0-1	.000	4-4	1.000	0-3-3	2	0	6	0	3	10
vs. St. Francis	37	6-18	.333	2-5	.400	13-17	.765	2-7-9	3	6	4	0	1	27
Winthrop	39	1-8	.125	0-0	.000	11-12	.917	0-1-1	3	3	4	1	1	13
High Point	38	2-14	.143	0-5	.000	0-0	.000	0-3-3	4	4	3	0	0	4
@Birmingham Southern	33	3-11	.273	1-2	.500	6-6	1.000	1-0-1	1	4	4	0	1	3
UNC Asheville	36	0-7	.000	0-2	.000	2-2	1.000	1-1-2	1	6	3	0	0	2
@Liberty	37	2-12	.167	0-3	.000	5-6	.833	0-1-1	4	4	2	0	2	9
@Coastal	35	2-10	.200	0-0	.000	3-5	.600	0-3-3	2	6	6	0	1	7
@Charleston Southern														
Elon														
@High Point														
@Winthrop														
@UNC Asheville														
Coastal Carolina														
Charleston Southern														
@Elon														
Birmingham Southern														
Liberty														

**HOLCOMB-FAYE'S  
 CAREER & SEASON HIGH'S**

POINTS

**Career** - 27 vs. St. Francis, 12/28/02  
**Season** - Same

FIELD GOALS MADE

**Career** - 8, Twice, Most Recent vs. Ohio State, 12/23/02  
**Season** - Same

FIELD GOALS ATTEMPTED

**Career** - 18 vs. St. Francis, 12/28/02  
**Season** - Same

FREE THROWS MADE

**Career** - 13 vs. St. Francis, 12/28/02  
**Season** - Same

FREE THROWS ATTEMPTED

**Career** - 17 vs. St. Francis, 12/28/02  
**Season** - Same

THREE POINTERS MADE

**Career** - 3 vs. William & Mary, 11/24/02  
**Season** - Same

THREE POINTERS ATTEMPTED

**Career** - 5, Five Times, Most Recent vs. St. Francis, 12/28/02  
**Season** - Same

REBOUNDS

**Career** - 9 vs. St. Francis, 12/28/02  
**Season** - Same

STEALS

**Career** - 6 vs. Marshall, 12/14/02  
**Season** - Same


ASSISTS

**Career** - 9 vs. Ohio State, 12/23/02  
**Season** - Same

BLOCKS

**Career** - 1 vs. William & Mary, 11/24/02  
**Season** - Same

**#33 JASON BEES**  
7-0, 255, R-FR., C, RUSSELL, PA. (EISENHOWER)



- Will have to adjust to the collegiate competition level after redshirting in 2001-02
- Should benefit from practicing with the team last season guarding Andrey Savtchenko
- Has great range and shooting touch for his size

**2002-03 GAME-BY-GAME**

Opponent	MP	FG-A	Pct.	3P-A	Pct.	FT-A	Pct.	O-D-R	PF	Ast	TO	Blk	St.	Pts.
@Richmond	7	1-1	1.000	0-0	.000	0-0	.000	0-3-3	0	0	3	1	0	2
@William & Mary	1	0-0	.000	0-0	.000	0-0	.000	0-0-0	0	0	0	0	0	0
Howard	9	1-2	.500	0-0	.000	0-0	.000	1-2-3	4	0	1	1	0	2
North Carolina A&T	15	1-2	.500	0-0	.000	0-0	.000	2-4-6	1	0	0	0	1	2
East Carolina	15	2-4	.500	0-0	.000	0-0	.000	1-3-4	2	0	0	1	1	4
@American	-- DNP CD --													
@Marshall	23	3-5	.600	0-0	.000	1-2	.500	2-0-2	2	0	0	0	2	7
@Akron	15	0-1	.000	0-0	.000	3-5	.600	0-5-5	5	1	0	3	0	13
@Ohio State	19	2-3	.667	0-0	.000	0-0	.000	1-2-3	5	0	2	0	0	4
@Florida International	14	2-5	.400	0-0	.000	0-0	.000	1-0-1	5	1	0	0	0	4
vs. St. Francis	26	3-4	.750	0-0	.000	0-1	.000	1-1-2	2	1	2	1	0	6
Winthrop	10	1-3	.333	0-0	.000	0-0	.000	2-1-3	2	0	3	0	1	2
High Point	10	1-3	.333	0-0	.000	2-2	1.000	3-1-4	1	0	0	1	0	4
@Birmingham Southern	23	4-4	1.000	0-0	.000	1-2	.500	0-3-3	2	0	0	0	1	19
UNC Asheville	33	5-13	.385	0-0	.000	2-7	.286	7-4-11	3	1	0	3	1	12
@Liberty	11	0-1	.000	0-0	.000	0-0	.000	0-0-0	3	0	2	1	0	0
@Coastal	14	0-1	.000	0-0	.000	0-0	.000	0-1-1	2	1	0	0	0	0
@Charleston Southern														
Elon														
@High Point														
@Winthrop														
@UNC Asheville														
Coastal Carolina														
Charleston Southern														
@Elon														
Birmingham Southern														
Liberty														

**BEES'**  
**CAREER & SEASON HIGH'S**

POINTS

**Career** - 12 vs. UNC Asheville, 1/11/03  
**Season** - Same

FIELD GOALS MADE

**Career** - 5 vs. UNC Asheville, 1/11/03  
**Season** - Same

FIELD GOALS ATTEMPTED

**Career** - 13 vs. UNC Asheville, 1/11/03  
**Season** - Same

FREE THROWS MADE

**Career** - 3 vs. UNC Asheville, 1/11/03  
**Season** - Same

FREE THROWS ATTEMPTED

**Career** - 7 vs. UNC Asheville, 1/11/03  
**Season** - Same

THREE POINTERS MADE

**Career** -  
**Season** -

THREE POINTERS ATTEMPTED

**Career** -  
**Season** -

REBOUNDS

**Career** - 11 vs. UNC Asheville, 1/11/03  
**Season** - Same

STEALS

**Career** - 2 vs. Marshall, 12/14/02  
**Season** - Same

ASSISTS

**Career** - 1, Three Times, Most Recent vs. Coastal Carolina, 1/20/03  
**Season** - Same

BLOCKS

**Career** - 3 vs. UNC Asheville, 1/11/03  
**Season** - Same

**#42 KYLE ZAHARIAS**  
 6-9, 240, So., C/F, MIDLOTHIAN, VA. (CLOVER HILL)



- Comes from a football background
- Very athletic for his size
- A physical player who has great size and strength
- Scored a career high 14 points, all of which came in the first half against Elon (2/16)
- Prior to his career high 14 point outburst, he had only tallied eight points through 21 games

**2002-03 GAME-BY-GAME**

Opponent	MP	FG-A	Pct.	3P-A	Pct.	FT-A	Pct.	O-D-R	PF	Ast	TO	Blk	St.	Pts.
@Richmond	17	1-1	.000	0-0	.000	0-0	.000	3-4-7	5	0	3	2	0	2
@William & Mary	30	0-2	.000	0-0	.000	0-0	.000	0-8-8	3	3	0	1	0	0
Howard	12	3-3	1.000	0-0	.000	0-0	.000	3-2-5	4	0	2	0	0	4
North Carolina A&T	15	1-2	.500	0-0	.000	0-0	.000	2-8-10	2	0	1	1	0	2
East Carolina	18	1-3	.333	0-0	.000	1-4	.250	0-5-5	4	0	3	0	0	3
@American	20	0-3	.000	0-0	.000	2-3	.667	2-4-6	4	0	2	4	0	2
@Marshall	12	3-6	.500	0-0	.000	1-2	.500	2-0-2	3	1	1	0	0	7
@Akron	6	0-2	.000	0-0	.000	1-2	.500	0-2-2	4	0	1	1	0	1
@Ohio State	15	1-2	.500	0-0	.000	0-0	.000	0-1-1	1	0	0	1	0	2
@Florida International	7	0-0	.000	0-0	.000	0-0	.000	0-1-1	2	0	0	0	0	0
vs. St. Francis	4	1-1	1.000	0-0	.000	0-0	.000	0-0-0	1	0	0	0	0	2
Winthrop	28	2-9	.222	0-0	.000	8-8	1.000	4-4-8	4	1	0	3	1	12
High Point	13	1-3	.333	0-0	.000	3-5	.600	2-2-4	4	0	2	1	0	5
@Birmingham Southern	19	0-1	.000	0-0	.000	0-1	.000	0-1-1	0	0	1	2	0	20
UNC Asheville	11	1-1	1.000	0-0	.000	0-0	.000	3-2-5	2	1	2	0	0	2
@Liberty	14	1-1	1.000	0-0	.000	1-2	.500	3-2-5	0	0	2	0	0	3
@Coastal	20	1-3	.333	0-0	.000	4-4	1.000	3-4-7	3	1	1	0	0	6
@Charleston Southern														
Elon														
@High Point														
@Winthrop														
@UNC Asheville														
Coastal Carolina														
Charleston Southern														
@Elon														
Birmingham Southern														
Liberty														

**ZAHARIUS' CAREER & SEASON HIGH'S**

POINTS

**Career** - 14 vs. Elon, 2/16/02  
**Season** - 12 vs. Winthrop, 1/3/03

FIELD GOALS MADE

**Career** - 6 vs. Elon, 2/16/02  
**Season** - 3, Twice, Most Recent vs. Marshall, 12/14/02

FIELD GOALS ATTEMPTED

**Career** - 7 vs. Elon, 2/16/02  
**Season** - 9 vs. Winthrop, 1/3/03

FREE THROWS MADE

**Career** - 8 vs. Winthrop, 1/3/03  
**Season** - Same

FREE THROWS ATTEMPTED

**Career** - 8 vs. Winthrop, 1/3/03  
**Season** - Same

THREE POINTERS MADE

**Career** -  
**Season** -

THREE POINTERS ATTEMPTED

**Career** -  
**Season** -

REBOUNDS

**Career** - 10 vs. North Carolina A&T, 11/28/02  
**Season** - Same

STEALS

**Career** - 2, Three Times, Most Recent vs. Birmingham Southern, 1/8/03  
**Season** - 2 vs. Birmingham Southern, 1/8/03

ASSISTS

**Career** - 3 vs. William & Mary, 11/24/02  
**Season** - Same

BLOCKS

**Career** - 4 vs. American, 12/6/02  
**Season** - Same

**ZAHARIAS' CAREER STATISTICS**

Season	GP-GS	Min.	TOTAL		3-POINTERS		FT-FTA		REBOUNDS			PF-FO	A	TO	Blk.	St.	Pts.	Avg.
			FG-FGA	Pct.	FG-FGA	Pct.	Pct.	Pct.	Off-Def	Tot	Avg.							
2001-02	24-0	110	10-25	.400	0-0	.000	4-6	.667	13-22	35	30-0	0	0	17	2	4	24	1.0

**2002-03 HIGHLANDERS GAME-BY-GAME**

<i>Opponent</i>	-TOTAL-		-3-PTRS-				-REB-				<i>Pts.</i>	<i>Avg.</i>			
	<i>FG-FGA</i>	<i>Pct.</i>	<i>3FG-A</i>	<i>Pct.</i>	<i>FT-A</i>	<i>Pct.</i>	<i>O-D-Tot.</i>	<i>Avg.</i>	<i>PF</i>	<i>A</i>			<i>TO</i>	<i>B</i>	<i>S</i>
@Richmond	19-62	.306	6-25	.240	2-4	.500	11-21-32	32.0	18	2	14	4	3	46	46.0
@W&M	23-53	.434	14-24	.583	4-6	.667	5-27-32	32.0	13	16	9	3	1	64	55.0
<b>Howard</b>	<b>20-57</b>	<b>.351</b>	<b>3-18</b>	<b>.167</b>	<b>15-24</b>	<b>.625</b>	<b>14-27-41</b>	<b>35.0</b>	<b>21</b>	<b>10</b>	<b>19</b>	<b>1</b>	<b>6</b>	<b>58</b>	<b>56.0</b>
<b>N. C. A&amp;T</b>	<b>23-68</b>	<b>.338</b>	<b>8-28</b>	<b>.286</b>	<b>13-20</b>	<b>.650</b>	<b>14-37-51</b>	<b>39.0</b>	<b>14</b>	<b>10</b>	<b>12</b>	<b>2</b>	<b>8</b>	<b>67</b>	<b>58.8</b>
<b>East Carolina</b>	<b>15-62</b>	<b>.242</b>	<b>2-15</b>	<b>.133</b>	<b>10-15</b>	<b>.667</b>	<b>14-21-35</b>	<b>38.2</b>	<b>14</b>	<b>3</b>	<b>16</b>	<b>6</b>	<b>5</b>	<b>42</b>	<b>55.4</b>
@American	19-51	.373	5-15	.333	6-14	.429	9-15-24	35.8	19	6	14	10	5	49	54.3
@Marshall	22-71	.310	7-25	.280	14-18	.778	16-20-36	35.9	16	12	14	0	11	65	52.0
@Akron	13-55	.236	5-22	.227	33-39	.846	13-26-39	36.2	28	5	22	2	4	64	56.9
@Ohio State	28-52	.538	15-26	.577	9-12	.750	4-19-23	34.8	28	12	16	1	5	80	59.4
@FIU	17-52	.327	3-13	.231	8-12	.667	8-22-30	34.3	18	8	21	1	4	45	58.0
vs. SFC (NY)	22-63	.349	3-18	.167	16-23	.696	15-26-41	34.9	24	10	18	1	6	63	58.5
<b>Winthrop</b>	<b>18-61</b>	<b>.295</b>	<b>3-11</b>	<b>.273</b>	<b>25-34</b>	<b>.735</b>	<b>18-34-52</b>	<b>36.3</b>	<b>20</b>	<b>4</b>	<b>14</b>	<b>7</b>	<b>6</b>	<b>64</b>	<b>58.9</b>
<b>High Point</b>	<b>23-68</b>	<b>.338</b>	<b>5-19</b>	<b>.263</b>	<b>16-24</b>	<b>.667</b>	<b>14-26-40</b>	<b>36.6</b>	<b>23</b>	<b>5</b>	<b>13</b>	<b>6</b>	<b>5</b>	<b>67</b>	<b>59.5</b>
@BSC	23-45	.511	8-16	.500	11-14	.786	6-17-23	35.6	13	10	17	2	5	65	59.9
<b>UNCA</b>	<b>26-63</b>	<b>.413</b>	<b>6-19</b>	<b>.316</b>	<b>16-25</b>	<b>.640</b>	<b>21-20-41</b>	<b>36.0</b>	<b>16</b>	<b>13</b>	<b>8</b>	<b>5</b>	<b>4</b>	<b>74</b>	<b>60.9</b>
@Liberty	19-61	.311	3-19	.158	25-39	.641	18-17-35	35.9	25	5	12	1	5	66	61.2
@Coastal	20-49	.408	7-15	.467	30-35	.857	10-28-38	36.1	22	11	13	3	5	77	62.1

**2002-03 OPPONENT GAME-BY-GAME**

<i>Opponent</i>	-TOTAL-		-3-PTRS-				-REB-				<i>Pts.</i>	<i>Avg.</i>			
	<i>FG-FGA</i>	<i>Pct.</i>	<i>3FG-A</i>	<i>Pct.</i>	<i>FT-A</i>	<i>Pct.</i>	<i>O-D-Tot.</i>	<i>Avg.</i>	<i>PF</i>	<i>A</i>			<i>TO</i>	<i>B</i>	<i>S</i>
@Richmond	34-64	.531	11-21	.524	13-18	.722	12-34-46	46.0	10	18	8	10	3	92	92.0
@W&M	26-67	.388	4-20	.200	7-13	.538	16-27-43	44.5	11	16	7	6	4	63	77.5
<b>HOWARD</b>	<b>25-61</b>	<b>.410</b>	<b>1-7</b>	<b>.143</b>	<b>11-22</b>	<b>.500</b>	<b>13-28-41</b>	<b>43.3</b>	<b>21</b>	<b>6</b>	<b>15</b>	<b>2</b>	<b>8</b>	<b>62</b>	<b>72.3</b>
N.C. A&T	21-66	.318	7-24	.292	9-18	.500	16-36-52	45.5	20	5	17	2	5	58	68.8
<b>East Carolina</b>	<b>38-73</b>	<b>.521</b>	<b>4-17</b>	<b>.235</b>	<b>7-11</b>	<b>.636</b>	<b>18-38-56</b>	<b>47.6</b>	<b>19</b>	<b>21</b>	<b>12</b>	<b>10</b>	<b>8</b>	<b>87</b>	<b>72.8</b>
@American	27-52	.519	9-19	.474	10-20	.500	15-29-44	47.0	13	21	17	4	7	73	72.8
@Marshall	34-57	.596	11-22	.500	11-15	.733	6-35-41	46.1	15	21	18	6	8	90	75.3
@Akron	35-63	.556	4-13	.308	23-35	.657	10-28-38	45.1	31	23	15	3	11	97	78.0
@Ohio State	28-54	.519	10-19	.526	30-38	.789	13-18-31	43.6	15	18	14	1	5	96	80.0
@FIU	31-68	.456	9-20	.450	10-13	.769	18-29-47	43.9	13	18	14	2	12	81	80.1
vs. SFC (NY)	23-52	.442	2-20	.100	21-38	.553	11-27-38	43.4	20	12	17	5	10	69	79.1
<b>Winthrop</b>	<b>21-59</b>	<b>.356</b>	<b>2-20</b>	<b>.100</b>	<b>11-23</b>	<b>.478</b>	<b>12-29-41</b>	<b>43.2</b>	<b>27</b>	<b>8</b>	<b>15</b>	<b>7</b>	<b>3</b>	<b>55</b>	<b>77.1</b>
<b>High Point</b>	<b>29-57</b>	<b>.509</b>	<b>5-14</b>	<b>.357</b>	<b>18-26</b>	<b>.692</b>	<b>11-34-45</b>	<b>43.3</b>	<b>22</b>	<b>18</b>	<b>18</b>	<b>1</b>	<b>4</b>	<b>81</b>	<b>77.4</b>
@BSC	31-58	.534	14-31	.452	7-9	.778	12-18-30	42.4	18	22	13	2	12	83	77.8
<b>UNCA</b>	<b>24-50</b>	<b>.480</b>	<b>7-16</b>	<b>.438</b>	<b>13-18</b>	<b>.722</b>	<b>10-21-31</b>	<b>41.6</b>	<b>19</b>	<b>14</b>	<b>12</b>	<b>0</b>	<b>3</b>	<b>68</b>	<b>77.1</b>
@Liberty	23-46	.500	7-11	.636	28-38	.737	10-30-40	41.5	33	14	21	4	8	81	77.4
@Coastal	23-60	.383	3-16	.188	24-31	.774	17-22-39	41.4	26	15	11	1	8	73	77.1

## 2002-03 RADFORD GAME-BY-GAME HIGHS

<u>Opponent</u>	<u>POINTS</u>	<u>REBOUNDS</u>	<u>ASSISTS</u>	<u>STEALS</u>	<u>BLOCKED SHOTS</u>
at Richmond	16-GOODIN	7-ZAHARIAS	2-HOLCOMB-FAYE	1-ARRINGTON NOILES, Ray HOLCOMB-FAYE	2-ZAHARIAS
at William & Mary	18-GOODIN	8-ZAHARIAS	7-HOLCOMB-FAYE	1-HOLCOMB-FAYE	1-HOLCOMB-FAYE POPOOLA ZAHARIAS
<b>HOWARD</b>	21-ARRINGTON	6-HOLCOMB-FAYE	5-HOLCOMB-FAYE ARRINGTON	2-ARRINGTON HOLCOMB-FAYE	1-BEES
<b>NC A&amp;T</b>	18-ARRINGTON	10-ZAHARIAS	4-HOLCOMB-FAYE	2-BYNUM, Andre	1-ZAHARIAS BYNUM
<b>EAST CAROLINA</b>	13-HOLCOMB-FAYE	6-GILL	3-HOLCOMB-FAYE	2-BYNUM, Andre	2-BYNUM
at American	19-HOLCOMB-FAYE	6-ZAHARIAS	4-HOLCOMB-FAYE	2-ARRINGTON HOLCOMB-FAYE	<b>6-GILL</b>
at Marshall	16-ARRINGTON	11-GILL	4-HOLCOMB-FAYE	<b>6-HOLCOMB-FAYE</b>	None
@Akron	23-ARRINGTON	7-HOLCOMB-FAYE	3-HOLCOMB-FAYE GILL	1-BYNUM ARRINGTON BEES GOODIN	1-ZAHARIAS GOODIN
@Ohio State	<b>27-ARRINGTON</b>	6-POPOOLA	<b>9-HOLCOMB-FAYE</b>	3-POPOOLA	1-ZAHARIAS
@FIU	10-HOLCOMB-FAYE	6-GILL PRINCE	3-POPOOLA	3-HOLCOMB-FAYE	1-ARRINGTON
vs. SFC (NY)	<b>27-HOLCOMB-FAYE</b>	10-GILL	6-HOLCOMB-FAYE	3-GILL	1-BEES
<b>WINTHROP</b>	24-ARRINGTON	<b>21-GILL</b>	3-HOLCOMB-FAYE	2-POPOOLA	3-ZAHARIAS
<b>High Point</b>	24-ARRINGTON	8-GILL	4-HOLCOMB-FAYE	2-ARRINGTON	3-GILL
@Birm. So.	23-ARRINGTON	4-GILL ARRINGTON	4-HOLCOMB-FAYE	2-ZAHARIAS	1-BEES ARRINGTON
<b>UNCA</b>	17-POPOOLA	11-BEES	6-HOLCOMB-FAYE	1-BEES ARRINGTON POPOOLA GILL	3-BEES
@Liberty	14-GOODIN	9-GILL	4-HOLCOMB-FAYE	2-POPOOLA HOLCOMB-FAYE	1-BEES
@Coastal	<b>32-ARRINGTON</b>	8-GILL	6-HOLCOMB-FAYE	3-ARRINGTON	3-GILL

NOTE: **BOLD** Denotes RU 2002-03 Individual Game High

2002-03 OPPONENT GAME-BY-GAME

**Game #1**  
**Richmond 92, Radford 46**  
November 22, 2002 - Richmond, Va.

Richmond, Va. - Byron Samuels debut as Radford's head coach was spoiled as Tony Dobbins scored 18 points and a new-look Richmond scored the first 12 points of the game in route to a 92-46 win over the Highlanders at the Robins Center. The Spiders held the Highlanders to 30.6 percent shooting Friday night, giving Jerry Wainwright a 92-46 victory in his first game as the Richmond's coach.

Freshman Chris Goodin was the only Highlander in double figures with 16, while fellow frosh Whit Holcomb-Faye added nine. Sophomore Kyle Zaharias led RU with seven boards, with Goodin grabbing five.

The Spiders stormed out of the gate, gaining a 12-0 advantage after a Jamaal Scott follow-thru slam at the 15:29 mark. The Highlanders closed to within eight points on a Goodin three-pointer with 13:20 remaining (16-8), but that would be as near as the visitors would come as the Spiders led by as many as 48 points, after a Kevin Steenberge jumper in the lane.

Dobbins paced all scorers with 18 points and nine rebounds. Skrocki added 16.

**Box Score**

RADFORD												
Player	MP	FG-A	FT-A	3P-A	O-TR	A	S	TO	B	F	F	PTS
Gill*	16	0-2	0-0	0-0	0-4	0	0	0	1	2	0	0
Zaharias*	17	1-1	0-0	0-0	0-0	0	0	0	3	2	5	2
Arrington*	31	2-14	0-0	0-6	0-0	0	1	1	0	0	4	4
Popoola*	25	2-7	0-0	0-4	0-3	0	0	2	0	3	4	4
Holco-Faye*	34	4-14	0-0	0-0	0-2	2	0	0	0	0	2	9
James	1	1-1	1-2	0-0	1-1	0	0	0	0	0	0	3
Goodin	27	6-13	1-2	3-5	3-5	0	0	3	0	2	16	16
Prince	13	0-1	0-0	0-0	2-3	0	0	0	0	0	3	0
Noiles	9	1-3	0-0	1-2	0-1	0	1	1	0	0	0	3
Bynum	14	1-4	0-0	1-3	0-0	0	0	1	0	0	0	3
Bees	7	1-1	0-0	0-0	0-3	0	0	0	3	1	0	2
Lispcomb	6	0-1	0-0	0-0	0-1	0	0	0	0	1	0	0
Team												
<b>Totals</b>	<b>19-62</b>	<b>2-4</b>	<b>6-25</b>	<b>9-30</b>	<b>2</b>	<b>3</b>	<b>14</b>	<b>4</b>	<b>18</b>	<b>4</b>	<b>18</b>	<b>46</b>

FG% - .306, 3-FG% - .240, FT% - .500

RICHMOND												
Player	MP	FG-A	FT-A	3P-A	O-TR	A	S	TO	B	F	F	PTS
Scott*	24	6-10	1-2	0-0	1-3	2	0	1	1	0	13	13
Skrocki*	26	6-8	0-0	4-5	1-7	3	0	2	0	0	16	16
Zwayer*	13	1-3	0-0	0-0	0-1	1	0	1	2	2	2	2
Dobbins*	29	7-11	4-5	0-1	1-9	1	1	2	2	0	18	18
Myers*	28	4-8	0-0	4-7	1-2	7	0	0	1	1	12	12
Mayes	12	2-6	0-0	1-3	0-1	1	1	0	0	0	2	5
Davidson	2	0-1	0-0	0-1	0-0	1	0	0	0	0	0	0
Holloman	6	1-1	0-0	0-0	0-2	0	0	1	0	0	2	2
Morton	16	1-2	2	1-2	0-1	1	0	0	0	0	2	5
Omalley	17	2-7	5-5	1-2	3-7	0	0	0	0	0	2	10
Collins	14	1-3	0-0	0-0	1-5	0	0	0	3	0	2	2
Steenberge	13	3-4	1-4	0-0	3-5	1	1	1	1	1	7	7
Team												
<b>Totals</b>	<b>34-64</b>	<b>13-18</b>	<b>11-21</b>	<b>11-43</b>	<b>18</b>	<b>3</b>	<b>8</b>	<b>10</b>	<b>10</b>	<b>9</b>	<b>92</b>	<b>92</b>

FG% - .531, 3-FG% - .524, FT% - .722

	1st	2nd	Final
Radford	21	25	46
Richmond	40	52	92

Attendance: 7,255

**More from the Richmond Game ...**

- Richmond held their biggest lead of the night, 48, with 1:41 left in the game
- Goodin came off the bench and connected on his first three collegiate field goal attempts including two three pointers
- Holcomb-Faye did not commit a turnover in 34 minutes in his first collegiate game
- RU tied a school record for least free-throws made (2) and free throws attempted (4)
- The 46 point margin of victory for Richmond was the second largest margin of victory by an opponent over RU in school history
- After closing the UR advantage to 17 with a pair of field goals to start the second half, Richmond went on a 13-0 run to break open the game
- RU's five head coaches are 1-4 in their first game as coach. The 16 losses at the hands of Richmond are tied with Liberty with the third most victories against RU. UNC Asheville (17) has handed the Highlanders the most setbacks.
- Friday's game against Richmond was the second time in three seasons UR and RU have met in the season opener
- It was the fifth consecutive meeting and 10th meeting in the last 11 years
- The Highlanders are 0-12 all-time at the Robins Center
- UR's victory last season ended the Higs home winning streak at 17

**Game #2**  
**Radford 64, William & Mary 63**  
November 24, 2002 - Williamsburg, Va.

Williamsburg, Va. - Whit Holcomb-Faye hit a three-pointer with 1:05 left in the game and the Highlanders held the Tribe scoreless over the last 46 seconds as Radford held on to defeat William and Mary 64-63 Sunday afternoon.

Radford rookies Chris Goodin (18) and Holcomb-Faye (15) had the highest scoring games of their young careers, while Raymond Arrington moved into 13th-place on the Highlander's career points list with 12. For William and Mary, Adam Hess scored a game-high 19 points and completed the double-double with a game-high 13 rebounds as well.

Radford began the second half with a 15-2 run to take a 46-38 lead. But W&M clawed back to regain the lead. But RU would end the game with an 8-2 run in the final 5:32 for the victory.

**Box Score**

RADFORD												
Player	MP	FG-A	FT-A	3P-A	O-TR	A	S	TO	B	F	F	PTS
Goodin*	30	7-12	1-2	3-5	0-2	1	0	3	0	3	18	18
Zaharias*	30	0-2	0-0	0-0	2-8	3	0	0	1	3	0	0
Arrington*	39	4-13	0-0	4-7	0-4	2	0	0	0	3	12	12
Popoola*	30	5-10	1-2	3-5	1-5	2	0	1	1	1	14	14
Holco-Faye*	39	5-11	2-2	0-0	0-2	7	0	0	0	0	15	15
Gill	14	1-1	0-0	0-0	1-3	0	0	1	0	0	2	2
Prince	4	0-1	0-0	0-0	0-2	0	0	1	0	0	0	0
Noiles	6	1-1	0-0	1-1	0-0	0	0	0	0	0	3	3
Bynum	3	0-1	0-0	0-1	0-0	0	0	0	0	0	0	0
Bees	1	0-0	0-0	0-0	0-0	0	0	0	0	0	0	0
Lispcomb	4	0-1	0-0	0-0	0-1	1	0	1	0	0	0	0
Team												
<b>Totals</b>	<b>23-53</b>	<b>4-6</b>	<b>14-24</b>	<b>5-32</b>	<b>16</b>	<b>1</b>	<b>9</b>	<b>3</b>	<b>13</b>	<b>64</b>	<b>64</b>	<b>64</b>

FG% - .434, 3-FG% - .583, FT% - .667

WILLIAM & MARY												
Player	MP	FG-A	FT-A	3P-A	O-TR	A	S	TO	B	F	F	PTS
Hess	33	8-14	1-2	2-6	6-13	2	0	0	0	1	19	19
Cope	19	2-5	1-2	0-0	0-3	2	0	0	1	0	5	5
Duggins	33	5-10	0-1	0-0	1-5	3	1	1	4	3	10	10
Howell	12	1-4	0-0	1-3	0-1	1	0	1	0	0	3	3
Rivers	36	4-12	0-1	0-1	2-5	3	1	2	0	2	8	8
Dantoni	19	0-6	2-3	0-1	0-0	1	1	1	0	2	2	2
Mokris	21	1-3	3-3	1-3	2-3	1	1	1	1	2	6	6
Viglianco	27	5-13	0-1	0-6	2-8	3	0	0	1	10	10	10
Team												
<b>Totals</b>	<b>26-67</b>	<b>7-13</b>	<b>4-20</b>	<b>16-43</b>	<b>16</b>	<b>4</b>	<b>6</b>	<b>6</b>	<b>11</b>	<b>63</b>	<b>63</b>	<b>63</b>

FG% - .388, 3-FG% - .538, FT% - .200

	1st	2nd	Final
Radford	31	33	64
W&M	36	27	63

Technical: Radford 1 (Arrington)

Attendance: 1,501

**More from the WM-RU Game ...**

- RU would end the game with an 8-2 run in the final 5:32
- Whit Holcomb-Faye scored eight of the Highlanders final 13 points
- Game had 13 lead changes and six ties
- Largest RU advantage was eight (46-38, 15:39 in the second half) and WM's was 10 (29-19, 7:15 in the first half)
- Goodin Led the Highlanders in scoring (18) for the second straight contest
- RU placed four players in double-figures after only having Goodin in double figures against Richmond (16)
- Starters logged 168 of the 200 minutes against the Tribe
- RU's premier defense limited WM to four-of-20 from behind the three-point arc, including one-of-10 in the second half
- RU only received four points from their bench
- Holcomb-Fay collected seven assists and two turnovers in 39 minutes
- RU committed nine turnovers as a team, the lowest since
- RU connected at a .545 clip from the field (23-53) and .583 clip from behind the three-point line (14-24) for the game

**Game #3**  
**Howard 62, Radford 58 (OT)**  
November 26, 2002 - Radford, Va.

Radford, Va. - Howard University put together a 7-0 run to close out overtime and escape with a 62-58 non-conference victory over Radford University in the Highlanders home opener at the Dedmon Center Tuesday night. The victory gave Howard head Coach Frankie Allen his 200th career victory and spoiled Byron Samuels' home debut.

Kyle Williams led the Howard attack with his 27th straight double-figure game, scoring 15 points, including Howard's final six points down the stretch in the second half. Qadir Habeeb owned the glass all night grabbing a game high 13 rebounds to go with his 13 points, Ron Williams added 13 points and Seye Aluko grabbed 10 boards to help pace the Bison.

For Radford, senior Raymond Arrington collected a game high 21 points with a career best eight-for-nine effort from the foul line. Whit Holcomb-Faye hit for double-figures for the second straight game with 10. Chris Goodin chipped in with eight. On the glass Arrington and Holcomb-Faye grabbed six boards a piece to lead RU.

**Box Score**

HOWARD												
Player	MP	FG-A	FT-A	3P-A	O-TR	A	S	TO	B	F	F	PTS
Habeeb	32	5-9	3-8	0-0	2-11	1	1	2	1	4	13	13
Williams	37	7-14	1-2	0-1	2-6	1	2	2	1	4	15	15
Williamson	36	4-15	5-6	0-3	2-4	2	2	4	0	1	13	13
Grove	42	3-6	0-4	0-0	2-4	0	1	0	0	2	6	6
Ford	33	2-5	2-2	1-2	0-1	1	2	4	0	3	7	7
Jackson	10	0-1	0-0	0-1	0-1	1	0	0	0	1	0	0
Aluko	28	4-10	0-0	0-0	4-10	0	0	3	0	5	8	8
Terry	1	0-0	0-0	0-0	0-0	0	0	0	0	0	0	0
Miller	6	0-1	0-0	0-0	0-1	0	0	0	0	1	0	0
Team												
<b>Totals</b>	<b>25-61</b>	<b>11-22</b>	<b>1-7</b>	<b>12-38</b>	<b>6</b>	<b>8</b>	<b>15</b>	<b>2</b>	<b>21</b>	<b>62</b>	<b>62</b>	<b>62</b>

FG% - .410, 3-FG% - .143, FT% - .500

RADFORD												
Player	MP	FG-A	FT-A	3P-A	O-TR	A	S	TO	B	F	F	PTS
Arrington	44	6-20	8-9	1-9	1-6	2	2	6	0	3	21	21
Popoola	21	1-5	0-0	0-2	1-2	1	0	2	0	2	2	2
Goodin	30	2-9	3-4	1-2	1-3	0	0	0	0	1	8	8
Holco-Faye	44	3-12	3-7	0-0	2-6	5	0	0	0	0	10	10
Zaharias	12	3-3	0-0	0-0	3-5	0	0	2	0	4	6	6
Gill	12	1-1	0-2	0-0	2-4	0	1	1	0	1	2	2
Prince	19	2-2	0-0	0-0	0-3	0	0	1	0	1	4	4
Noiles	4	0-0	1-2	0-0	0-0	0	0	0	0	0	0	0
Bynum	21	1-3	0-0	0-1	0-2	2	1	2	0	3	2	2
Bees	9	1-2	0-0	0-0	1-3	0	0	1	1	4	2	2
Lispcomb	9	0-0	0-0	0-0	1-2	0	0	2	0	2	0	0
Team												
<b>Totals</b>	<b>20-57</b>	<b>15-24</b>	<b>3-18</b>	<b>12-36</b>	<b>10</b>	<b>6</b>						

**2002-03 OPPONENT GAME-BY-GAME**

**Game #4  
Radford 67, North Carolina A&T 58 (OT)  
November 30, 2002 - Radford, Va.**

Radford, Va. - Raymond "Peanut" Arrington scored seven points in overtime to spark Radford to a 67-58 overtime victory over North Carolina A&T Saturday night in non-conference men's basketball action at the Dedmon Center. It was the second consecutive overtime game for RU and the first back-to-back overtime game since 1978-79 season.

Arrington, who struggled through the first 38-minutes scored five points in the final 1:52 of the second half and seven points in overtime to spark RU to their second victory of the season. Arrington finished the contest with a team high 18 points, marking the second consecutive game and 18th time in his career he has led RU in scoring. Olumuyia Popoola and Whit Holcomb-Faye each added 11 points in a winning effort for the Highlanders.

Tyrone Green connected for a game high 26 points to lead North Carolina A&T. Chris Ferguson added nine for the Aggies who fell to 0-2 on the young season. It was Green's heroics that sent the game to overtime connecting on a 24-foot three-pointer as the horn sounded to send the game into overtime. A pair of Arrington free-throws with nine seconds left gave Radford a three point lead, 56-53 setting up Green's three-pointer to tie it at the buzzer, thus sending it to overtime.

**Box Score**

NCAT												
Player	MP	FG-A	FT-A	3P-A	O-TR	A	S	TO	B	F	PTS	
Green	40	10-24	1-2	5-11	1-5	1	1	4	0	1	26	
Beckwith	24	2-11	0-0	1-6	1-3	1	1	3	0	1	5	
Koger	14	0-2	3-4	0-1	0-1	0	0	1	0	3	3	
Ferguson	33	4-6	1-3	0-0	3-9	0	0	2	1	4	9	
Traore	14	0-1	2-2	0-0	1-6	0	0	1	0	3	2	
Carter	4	0-2	0-0	0-0	0-1	0	0	0	0	0	0	
Kirkpatrick	12	0-3	0-0	0-2	0-4	1	1	3	0	0	0	
Hayes	28	1-6	1-2	1-4	2-4	1	1	0	1	3	4	
Howard	20	0-1	1-2	0-0	1-5	0	0	1	0	3	1	
Hollhouser	3	0-0	0-2	0-0	1-1	0	0	0	0	0	0	
Hefner	33	4-10	0-1	0-0	2-5	1	1	1	0	2	8	
Team					4-8							
<b>Totals</b>		<b>21-66</b>	<b>9-18</b>	<b>7-24</b>	<b>12-44</b>	<b>5</b>	<b>5</b>	<b>16</b>	<b>2</b>	<b>20</b>	<b>58</b>	

FG% - .318, 3-FG% - .292, FT% - .500

RADFORD												
Player	MP	FG-A	FT-A	3P-A	O-TR	A	S	TO	B	F	PTS	
Arrington	37	6-15	2-3	4-11	0-3	2	0	1	0	1	18	
Popoola	32	5-12	0-1	1-5	3-5	0	1	2	0	1	11	
Goodin	21	2-6	0-1	0-1	1-3	1	1	2	0	3	4	
Faye	37	2-11	7-9	0-0	0-4	4	0	0	0	0	11	
Zaharias	15	1-2	0-0	0-0	2-10	0	0	1	1	2	2	
Gill	13	1-4	0-0	0-1	1-2	0	1	1	0	0	2	
Prince	10	1-5	0-0	0-0	0-3	0	0	1	0	2	2	
Noiles	7	1-2	0-0	1-2	0-1	2	0	0	0	0	3	
Bynum	22	2-5	2-2	2-4	0-2	1	2	3	1	4	8	
Bees	15	1-2	0-0	0-0	2-6	0	1	0	0	1	2	
Lispcomb	16	1-4	2-4	0-0	0-2	0	1	0	0	0	4	
Team					8-10							
<b>Totals</b>		<b>23-68</b>	<b>13-20</b>	<b>8-28</b>	<b>9-41</b>	<b>10</b>	<b>8</b>	<b>12</b>	<b>2</b>	<b>14</b>	<b>67</b>	

FG% - .338, 3-FG% - .286, FT% - .650

	1st	2nd	OT	Final
NCAT	30	26	2	58
Radford	25	31	11	67

Attendance: 231

**More from the NCAT Game ...**

- Aggies got off to a quick start behind Green's 10 points to hold a 13-6 lead
- NCA&T built a seven point lead, their largest of the game, three times
- Arrington's 18 points moved him into sole possession of 12th place passing Correy Watkins on RU all-time scoring list
- North Carolina A&T was the second of two consecutive games against MEAC schools
- The contest was the second of three consecutive non-conference games, the only three home non-conference games on RU's 2002-03 docket
- Samuels earned his first victory over NCA&T as he was 0-2 against North Carolina A&T while coaching at Hampton
- This will be the first meeting since the two teams met during the 1998-90 season
- RU improved to 2-0 all-time against NCA&T at the Dedmon Center, downing the Aggies, 84-64 in 1988

**Game #5  
East Carolina 89, Radford 42  
December 3, 2002 - Radford, Va.**

Radford, Va. - East Carolina opened the game with an 11-0 run and held Radford scoreless for the final 7:35 to cruise to a 89-42 victory over Radford University Tuesday night in men's collegiate basketball action at the Dedmon Center. The victory was the largest margin of victory over a Division I team, while the margin of defeat marked the biggest home loss in RU history.

East Carolina, off to their best start at 4-0 since 1957, placed five players in double-figures led by Gabriel Mikulas and Derrick Willey with 14 apiece. Erroyl Bing registered a double-double with 13 points and 12 rebounds, while Belton Rivers and Moussa Badiane chipped in with 12 and 10 points respectively.

Whit Holcomb-Faye (Winston-Salem, N.C.) led Radford with 13 points, Raymond Arrington added 10. Aaron Gill (New Carrollton, Md.) grabbed six rebounds to pace RU.

**Box Score**

EAST CAROLINA												
Player	MP	FG-A	FT-A	3P-A	O-TR	A	S	TO	B	F	PTS	
Rivers*	21	4-5	1-2	3-3	0-5	3	2	1	0	0	12	
Wiley*	27	7-11	0-0	1-1	1-3	1	0	0	1	1	14	
Bing*	22	5-8	2-3	1-2	4-12	4	0	2	1	3	13	
Holc-Faye*	27	4-10	0-0	0-0	0-6	7	0	0	0	2	8	
Mikulas*	23	7-9	0-0	0-1	2-5	2	1	1	1	3	14	
Rouse	10	3-6	0-2	0-0	2-5	0	0	1	2	0	6	
Boddie	11	1-5	0-0	0-3	1-6	1	0	2	2	0	2	
Badiane	15	3-6	4-4	0-0	3-3	0	0	2	1	2	10	
Moore	25	4-9	0-0	0-2	2-4	2	3	2	2	3	8	
Twitty	9	1-5	0-0	0-1	0-1	1	0	0	0	0	2	
Grindley	10	0-0	0-0	0-0	0-1	0	0	0	0	5	0	
Team					0-5							
<b>Totals</b>		<b>39-74</b>	<b>7-11</b>	<b>4-17</b>	<b>15-51</b>	<b>21</b>	<b>8</b>	<b>12</b>	<b>10</b>	<b>19</b>	<b>89</b>	

FG% - .521, 3-FG% - .235, FT% - .636

RADFORD												
Player	MP	FG-A	FT-A	3P-A	O-TR	A	S	TO	B	F	PTS	
Arrington*	34	3-11	3-4	1-5	2-5	0	0	4	1	0	10	
Popoola*	21	2-7	0-0	0-2	0-0	0	0	1	0	2	4	
Prince*	8	1-4	0-0	0-0	1-2	0	0	0	0	1	2	
Holc-Faye*	39	4-15	5-5	0-0	1-3	3	0	0	0	2	13	
Zaharias*	18	1-3	1-4	0-0	0-5	0	0	3	0	4	3	
James	11	1-5	0-0	0-0	1-3	0	1	1	0	2	2	
Gill	13	0-5	0-0	0-1	4-6	0	1	2	1	1	0	
Goodin	8	0-3	0-0	0-2	0-0	0	0	1	0	0	0	
Noiles	5	1-1	0-0	1-1	0-1	0	0	0	1	0	3	
Bynum	14	0-2	0-0	0-2	0-0	0	2	1	2	0	0	
Bees	15	2-4	0-0	0-0	1-4	0	1	0	1	2	4	
Lispcomb	14	0-2	1-2	0-0	0-2	0	0	0	0	0	1	
Team												
<b>Totals</b>		<b>15-62</b>	<b>10-15</b>	<b>2-15</b>	<b>9-29</b>	<b>3</b>	<b>5</b>	<b>16</b>	<b>6</b>	<b>14</b>	<b>42</b>	

FG% - .242, 3-FG% - .133, FT% - .667

	1st	2nd	Final
ECU	48	41	89
Radford	25	31	67

Attendance: 2,131

**More from the ECU Game ...**

- Chris Prince made his first career start
- It was the third different starting line-up in five games for RU
- ECU opened the game with an 11-0 run
- ECU held RU scoreless for the final 7:35 of the first half, scoring 14 points in that span
- ECU's 48 points were the most points RU has allowed in the first half this season surpassing Richmond's 40 point first half
- ECU led as much as 50 points (71-21) with 10:22 remaining
- The 47-point margin of defeat was the second largest setback in school history and the largest home loss in school history
- The largest margin was RU's loss at Clemson 70-38 on November 30, 1997, while the largest home setback was during RU's first season of basketball, 1974-75, to Clinch Valley, 98-74
- Arrington passed Jason Williams for 11th all-time on RU's scoring list
- The brother Holcomb-Faye match-up, older brother and ECU point guard Travis, scored eight points, dished out seven assists and grabbed six rebounds. Younger brother, Whit, scored 13 points to lead RU, dished out three assists and grabbed a rebound

**Game #6  
American 73, Radford 49  
December 6, 2002 - Washington, D.C.**

Washington, D.C. - American University shot 52 percent from the field and out rebounded Radford 44-24 to cruise to a 73-49 victory over the Highlanders in the home opener Friday night at Bender Arena.

Richardas Patiejunas scored 15 points and grabbed a team high seven rebounds to lead American. Whit Holcomb-Faye led RU with a career high 19 points connecting on eight-of-15 from the field and a career best five boards. Raymond Arrington chipped in with 13. Aaron Gill added a career high eight rebounds and six blocks, Klye Zaharias added six rebounds and four blocks for RU.

American jumped out to an early 10-5 lead as Glenn Stokes stroked a pair of three-pointers to give the Eagles and early advantage. Radford would counter with five of the games next seven points to pull within 12-10. American would break the game open from that point with a 16-0 run over the next 5:46 and take a 28-10 advantage and a 20 point cushion into the half (37-17).

The second half was more of American, as the Eagles would build their largest lead of the contest, 34, with 8:15 remaining.

**Box Score**

RADFORD												
Player	MP	FG-A	FT-A	3P-A	O-TR	A	S	TO	B	F	PTS	
Arrington	38	5-13	2-5	1-5	0-2	2	2	2	0	2	13	
James	4	0-1	0-0	0-0	0-1	0	0	0	0	2	0	
Popoola	18	0-2	0-0	0-1	0-0	1	0	1	0	2	0	
Gill	31	3-6	0-2	2-3	1-3	0	1	3	6	1	8	
Goodin	16	0-3	0-0	0-2	0-0	0	0	1	0	2	0	
Prince	14	2-4	1-2	0-0	3-3	0	0	0	0	3	5	
Noiles	2	0-1	0-0	0-0	0-0	0	0	0	0	0	0	
Bynum	8	0-1	0-0	0-0	0-1	0	0	0	0	1	0	
Holc-Faye	39	8-15	1-2	0-0	1-5	4	0	0	0	2	19	
Lispcomb	10	1-2	0-0	0-0	0-1	0	0	1	0	0	2	
Zaharias	20	0-3	2-3	0-0	2-6	0	0	2	4	4	2	
Team					2-3							
<b>Totals</b>		<b>19-51</b>	<b>6-14</b>	<b>5-15</b>	<b>7-24</b>	<b>6</b>	<b>5</b>	<b>14</b>	<b>10</b>	<b>19</b>	<b>49</b>	

FG% - .373, 3-FG% - .333, FT% - .429

AMERICAN												
Player	MP	FG-A	FT-A	3P-A	O-TR	A	S	TO	B	F	PTS	
Stokes	10	3-4	0-0	2-2	1-1	0	0	1	0	4	8	
Miles	30	3-6	0-0	2-4	1-4	4	2	2	0	1	8	
Rodriguez	29	3-5	0-2	1-3	0-1	5	1	1	0	1	7	
Thomas	12	4-5	0-0	1-2	0-1	1	1	2	0	2	9	
Graham	2	0-0	1-2	0-0	0-0	0	0	0	0	0	1	
Petraukas	11	2-4	1-3	0-0	0-5	1	1	1	2	3	5	
Adams	23	2-3	0-0	2-2	3-6	8	0	2	1	0	6	
Caterina	8	1-3	0-0	0-0	1-3	0	0	1	0	0	2	
Kohl	3	0-1	0-0	0-0	1-1	0	0	0	0	0	0	
Draughn	24	3-6	0-3	0-0	2-4	0	1	1	0	1	6	
Weinstein	2	0										

## 2002-03 OPPONENT GAME-BY-GAME

### Game #7 Marshall 90, Radford 65

December 14, 2002 - Huntington, W.Va.

HUNTINGTON, W.Va. - Wake Forest transfer A.W. Hamilton made his Marshall debut Saturday and dished out six assists, helping the Thundering Herd to a convincing 90-65 win over Radford University.

Hamilton transferred to Marshall from Wake Forest midway through last season and was required to sit out for a year under NCAA rules. He was cleared to play Saturday after his final first semester grade was posted and certified.

Junior Ronald Blackshear netted 18 points, in only 24 minutes of action, to lead all scorers. Monty Wright added 12 points, six assists, and five rebounds. Marvin Black scored 12, Ronny Dawn hit for 11, while Enoch Bunch and Ardo Armpalu both scored 10.

Marshall (4-1, 1-0 in the Mid-American) established control from the start and never looked back. The Thundering Herd raced out to a 44-27 halftime lead en route to the 25-point win. Marshall limited Radford to only 31% shooting in the contest and out-rebounded the Highlanders 41-36.

The Thundering Herd shot 59.6% (34-57) from the field and 50% (11-22) from three-point range. Marshall also recorded 41 points in the paint while limiting Radford to 26 points in the paint.

Radford was led by Raymond Arrington's 16 points. Aaron Gill added a career best 12 points and a career-high 11 rebounds.

#### Box Score

RADFORD												
Player	MP	FG-A	FT-A	3P-A	O-TR	A	S	TO	B	F	PTS	
Arrington	38	6-19	0-0	4-10	1-6	2	1	3	0	3	16	
Gill	28	5-8	2-4	0-1	6-11	1	1	4	0	0	12	
Noiles	16	1-4	0-0	1-3	0-1	1	0	1	0	1	3	
Faye	38	2-13	6-6	0-0	1-6	4	0	0	0	0	11	
Bees	23	3-5	1-2	0-0	2-2	2	2	0	0	2	7	
Popoola	19	1-7	4-4	0-3	2-2	2	1	0	0	2	6	
Goodin	10	0-3	0-0	0-1	0-2	0	0	2	0	1	0	
Prince	1	0-0	0-0	0-0	0-0	0	0	0	0	0	0	
Bynum	7	1-3	0-0	1-2	0-0	1	0	1	0	1	3	
Lispcomb	8	0-3	0-0	0-0	0-1	0	0	0	0	0	0	
Zaharias	12	3-6	1-2	0-0	2-2	1	0	1	0	3	7	
Team					1-3							
<b>Totals</b>		<b>22-71</b>	<b>14-18</b>	<b>7-25</b>	<b>15-33</b>	<b>12</b>	<b>11</b>	<b>14</b>	<b>0</b>	<b>16</b>	<b>65</b>	

FG% - .310, 3-FG% - .280, FT% - .778

MARSHALL												
Player	MP	FG-A	FT-A	3P-A	O-TR	A	S	TO	B	F	PTS	
Black	21	5-6	2-2	0-0	2-4	2	3	3	0	1	12	
Dixon	2	0-0	0-2	0-0	0-0	0	0	0	0	0	0	
Wright	29	5-7	0-0	2-3	0-5	6	1	0	1	2	12	
Hamilton	31	1-2	2-2	0-1	0-4	6	1	2	0	2	4	
Bunch	10	4-6	0-0	2-3	0-1	0	0	1	0	2	10	
Dawn	17	3-5	2-3	3-5	0-2	1	0	1	0	0	11	
Blackshear	24	6-13	2-2	4-9	0-0	3	0	4	0	1	18	
McCormas	1	0-0	0-0	0-0	0-0	1	0	1	0	1	0	
Anderson	17	3-5	1-2	0-0	3-6	0	0	4	0	1	7	
Dressel	3	1-1	0-0	0-0	0-1	0	0	0	0	0	2	
Patton	13	1-4	0-0	0-1	0-5	1	1	2	3	2	2	
Carter	10	0-0	2-2	0-0	0-2	0	0	1	0	2	2	
Armpalu	22	5-8	0-0	0-0	1-6	1	2	0	3	0	10	
Team					0-3							
<b>Totals</b>		<b>34-57</b>	<b>11-15</b>	<b>11-22</b>	<b>6-38</b>	<b>21</b>	<b>8</b>	<b>18</b>	<b>6</b>	<b>15</b>	<b>90</b>	

FG% - .596, 3-FG% - .500, FT% - .733

	1st	2nd	Final
Radford	27	38	65
Marshall	44	46	90

Attendance: 3,242

#### More from the Marshall Game ...

- Marshall improved to 7-1 all-time against Radford
- Marshall improved to 6-0 against RU in Huntington
- Arrington's 16 points moved him past Stephen Barber (1,170) and Billy Myers (1,178) for eighth on RU's all-time scoring list
- RU had a different starting line-up for the third straight game
- Noiles and Bees made their first career starts
- Gill collected a career best 12 points and a career high 11 rebounds for his first career double-double
- Marshall held a 41-26 points in the paint advantage
- Radford scored 27 points in the first half, marking the most first half points since they scored 31 at William & Mary
- RU connected at a 78 percent clip from the free-throw line their best effort from the charity strip of the season
- After being outrebounded by 20.5 per game in their previous two games, RU was only out rebounded by five (46-41)
- The Highlanders trailed by 15 with 6:31 left in the first, only to put together a 10-4 run and pull within nine (36-27) with 3:05 left
- Marshall countered that RU run with their own, closing out the half, 8-0

### Game #8 Akron 97, Radford 64

December 21, 2002 - Akron, Ohio

AKRON, Ohio - Radford went stone cold from the field and Akron took advantage cruising to a 97-64 win in a men's basketball at James A. Rhodes Arena.

The Zips held the Highlanders without a field goal for 20 minutes and forced 22 turnovers in the game, with 11 coming off steals. UA led 8-5 at the 15:08 mark of the first half after Whit Holcomb-Faye's layup, but Radford then proceeded to miss its next 19 shots from the field. In between, the Zips outscored Radford 39-18 and led by as many as 34 points in the second half and were never threatened.

During the Highlanders' field-goal drought, which lasted until Holcomb-Faye's three-point bucket with 15:08 left in the game, Akron hit 12 of its 26 field goals and shot 55.6 percent for the game.

Johnny Hollingsworth had 23 points on 7 of 14 shooting from the floor and season-highs in rebounds (7). Darryl Peterson, who was 5-for-7 from the field, scored 17 points and grabbed a team-high 7 boards.

Radford came into the game shooting just 33.3 percent from the floor on the season, but had its worst shooting night of the season, connecting on just 23.6 percent. Raymond Arrington scored a season-high 23 points, but was just 5-for-21 from the floor. Holcomb-Faye was the only other Radford player in double figures with 20 points. He also added 7 rebounds. The rest of the team combined for only 18 points and 4 of 21 shooting from the floor.

#### Box Score

RADFORD												
Player	MP	FG-A	FT-A	3P-A	O-TR	A	S	TO	B	F	PTS	
Gill	29	0-3	4-4	0-1	1-7	1	0	1	0	1	4	
Faye	31	4-13	11-12	0-0	2-7	3	0	0	0	3	20	
Bees	15	0-1	3-5	0-0	0-5	0	1	3	0	5	3	
Arrington	39	5-21	10-10	3-10	1-1	0	1	3	0	3	23	
Bynum	24	1-1	0-0	0-0	0-0	1	1	2	0	4	2	
Popoola	20	2-8	2-2	1-2	3-5	0	0	2	0	4	7	
Goodin	14	1-5	2-2	0-3	1-2	0	1	3	1	1	4	
Prince	7	0-0	0-0	0-0	0-0	0	0	0	0	0	0	
Noiles	10	0-1	0-0	0-1	0-0	0	0	0	0	0	0	
Lispcomb	5	0-0	0-2	0-0	1-4	0	0	1	0	0	0	
Zaharias	6	0-2	1-2	0-0	0-2	0	0	1	1	4	1	
Team												
<b>Totals</b>		<b>13-55</b>	<b>33-39</b>	<b>5-22</b>	<b>9-33</b>	<b>5</b>	<b>4</b>	<b>22</b>	<b>2</b>	<b>27</b>	<b>64</b>	

FG% - .236, 3-FG% - .227, FT% - .864

AKRON												
Player	MP	FG-A	FT-A	3P-A	O-TR	A	S	TO	B	F	PTS	
Peterson	24	5-7	7-9	0-1	3-7	3	1	1	0	3	17	
Meyers	13	2-3	0-2	0-0	0-5	0	0	2	0	5	4	
Tarver	24	6-12	4-6	1-2	1-2	3	1	5	0	3	17	
Hollingsworth	32	7-14	9-12	0-1	2-7	6	3	0	3	0	23	
Hipsher	18	1-2	2-2	0-1	0-3	1	1	2	0	1	4	
McFadden	25	2-4	1-3	1-2	0-2	2	0	1	0	3	6	
Thompson	16	4-6	0-0	0-0	2-5	2	0	0	0	5	8	
Wood	5	1-2	0-0	1-2	0-0	1	0	0	0	1	3	
Penno	8	1-3	0-0	1-2	0-1	4	0	0	0	1	3	
Hicks	13	1-2	0-0	0-1	1-1	1	1	0	0	2	2	
Preston	12	3-5	0-0	1-1	1-3	0	0	1	0	1	6	
Seibert	10	2-3	0-1	0-0	0-1	0	0	1	2	3	4	
Team												
<b>Totals</b>		<b>35-63</b>	<b>23-35</b>	<b>4-13</b>	<b>10-37</b>	<b>23</b>	<b>11</b>	<b>15</b>	<b>3</b>	<b>31</b>	<b>97</b>	

FG% - .556, 3-FG% - .308, FT% - .657

	1st	2nd	Final
Radford	19	45	64
Akron	36	61	97

Attendance: 1,718

#### More from the Akron Game ...

- Radford came into the game shooting just 33.3 percent from the field, but had its worst shooting night of the season, connecting on just 23.6 percent
- The Zips held the Highlanders without a field goal for 20 minutes, from 15:08 in the first to 15:08 in the second
- In that drought, RU miss its next 19 shots from the field. In between, the Zips outscored Radford 39-18
- Arrington scored a season-high 23 points
- Holcomb-Faye added a career best 20 points and career high seven rebounds
- Akron led by as much as 34 points in the second half
- The Zips dominated the inside game, outscoring Radford 51-10 in the paint
- Take away Arrington's and Holcomb-Faye's combined 43 points and the rest of the team combined for only 18 points and 4 of 21 shooting from the floor
- The Highlanders did manage to hold the edge on the boards for the first time this season (39-38)
- RU connected on 84.6 percent (33 of 39) from the line, their best effort of the season

### Game #9 Ohio State 96, Radford 80

December 23, 2002 - Columbus, Ohio

COLUMBUS, Ohio (AP) - Sean Connolly scored 20 points and Emonte Jernigan sparked a key first-half run that helped Ohio State beat Radford 96-80 Monday night after a sluggish start.

Jernigan, getting extended playing time after forward Zach Williams picked up his second foul, had two layups - one off his own steal - in a 10-0 run that gave the Buckeyes (5-3) a 31-24 lead. Jernigan also hit two of his three 3-point attempts and scored 10 of his 12 points in the first half as the Buckeyes took a 43-37 halftime lead.

Ohio State pushed its advantage to double digits in the opening minutes of the second half. Velimir Radinovic added a career-high 19 points and eight rebounds, and Brent Darby hit 19 points and eight assists for the Buckeyes.

Raymond Arrington scored 27 points and Whit Holcomb-Faye had 20 points and nine assists for Radford (2-7). Connolly made 6-of-8 3-pointers and teamed with Jernigan to help carry the Buckeyes before halftime.

Connolly had 14 points - 12 on 3s - in the first half, when the Buckeyes hit 8-of-13 from 3-point range. Ohio State finished 10-of-19 beyond the arc. The Highlanders made a building record, 15-of-26 3-point attempts after making only 13 field goals in a 97-64 loss at Akron on Saturday.

#### Box Score

RADFORD												
Player	MP	FG-A	FT-A	3P-A	O-TR	A	S	TO	B	F	PTS	
Gill	22	2-4	2-2	2-2	2-5	0	2	0	0	5	8	
Bees	19	2-3	0-0	0-0	0-3	0	0	2	0	5	4	
Arrington	40	8-16	4-4	7-12	0-4	0	0	2	0	3	27	
Popoola	28	4-9	1-2	2-5	0-6	1	3	2	0	4	11	
Faye	38	8-11	2-4	0-0	1-2	9	0	0	0	4	20	
James	8	0-0	0-0	0-0	0-2	2	0	3	0	1	0	
Goodin	11	3-5	0-0	2-2	0-0	0	0	1	0	3	8	
Prince	1	0-0	0-0	0-0	0-0	0	0	0	0	0	0	
Noiles	2	0-0	0-0	0-0	0-0	0	0	0	0	0	0	
Bynum	13	0-1	0-0	0-1	0-0	0	0	0	0	1	0	
Lispcomb	4	0-1	0-0	0-0	0-0	0	0	1	0	1	0	
Zaharias	14	1-2	0-0	0-0	0-1	0	0	0	0	1	2	
Team												
<b>Totals</b>		<b>28-52</b>	<b>9-12</b>	<b>15-26</b>	<b>4-23</b>	<b>12</b>	<b>5</b>	<b>16</b>	<b>1</b>	<b>28</b>	<b>80</b>	

FG% - .538, 3-FG% - .577, FT% - .750

OHIO STATE												
Player	MP	FG-A	FT-A	3P-A	O-TR	A	S	TO	B	F	PTS	
Williams	31	4-9	6-8	0-0	2-3	2	1	3	0	3	14	
Radinovic	37											

2002-03 OPPONENT GAME-BY-GAME

**Game #10**  
**Florida International 81, Radford 45**  
December 27, 2002 - Miami, Fla.

MIAMI, Fla. - After missing the last two games because of a strained groin muscle, FIU's Junior Matias returned to the lineup Friday evening in a big way against Radford in the opening round of the FIU/Hampton Inn New Year's Classic, 81-45.

FIU snapped its six-game losing streak with the win and moved on to Saturday's championship game against Duquesne who beat St. Francis earlier in the day, 67-57. Radford falls for the sixth straight time, in falling to the worst start in school history at 2-8.

Matias played 10 minutes in the first half of the Golden Panthers victory and scored 11 points, which included 3-of-4 from long range. Al Hartris led all scorers with 17 points, while Fab Fisher and Rodrigo Viegas chipped in with 11 and 10 points respectively.

The Highlanders who struggled from the field (.327) once again after setting season highs in field goal percentage at Ohio State, placed only Whit Holcomb-Faye in double figures with 10 points. Raymond Arrington added nine.

FIU out rebounded the Highlanders 47-30.

**Box Score**

RADFORD												
Player	MP	FG-A	FT-A	3P-A	O-TR	A	S	TO	B	F	PTS	
Gill	26	0-4	2-6	0-1	2-6	0	0	3	0	1	2	
Faye	28	3-5	4-4	0-0	0-3	0	0	0	0	2	10	
Bees	14	2-5	0-0	0-0	1-1	1	0	0	0	5	4	
Arrington	32	3-15	2-2	1-4	1-4	2	0	2	1	2	9	
Popoola	23	1-3	0-0	0-2	0-2	3	0	2	0	1	2	
James	12	2-4	0-0	0-0	1-3	0	0	2	0	0	4	
Goodin	10	1-4	0-0	1-1	0-0	0	1	2	0	1	3	
Prince	17	3-4	0-0	0-0	2-6	1	0	0	0	2	6	
Noiles	8	1-3	0-0	1-3	0-0	0	0	1	0	0	3	
Bynum	15	0-2	0-0	0-1	0-1	1	0	2	0	1	0	
Lispcomb	8	1-3	0-0	0-0	0-0	0	0	1	0	1	2	
Zaharias	7	0-0	0-0	0-0	0-1	0	0	0	0	2	0	
Team												
<b>Totals</b>	<b>175</b>	<b>52</b>	<b>8-12</b>	<b>3-13</b>	<b>7</b>	<b>27</b>	<b>8</b>	<b>4</b>	<b>21</b>	<b>1</b>	<b>18</b>	<b>45</b>

FG% - .327, 3-FG% - .231, FT% - .667

**FLORIDA INTERNATIONAL**

Player	MP	FG-A	FT-A	3P-A	O-TR	A	S	TO	B	F	PTS	
Baez	14	1-3	0-1	0-0	1-7	0	2	0	0	1	2	
Viegas	31	4-12	0-0	2-3	1-4	7	3	1	0	2	10	
Bamba	21	1-3	0-1	0-0	4-4	2	0	3	0	2	2	
Fisher	28	4-8	2-2	1-2	0-2	5	2	2	0	0	11	
Matias	10	4-7	0-0	3-4	1-1	0	2	0	0	0	11	
Morban	24	2-4	0-0	0-1	2-7	2	2	3	0	2	4	
Harris	19	7-10	3-4	0-0	1-6	0	1	3	1	3	17	
Luber	7	0-1	0-0	0-0	0-0	0	0	0	0	2	0	
Slavtchev	18	3-10	1-1	2-8	1-4	0	0	0	0	1	9	
Fernandez	13	2-4	0-0	0-0	4-7	2	0	2	0	1	4	
Hermida	2	1-2	0-0	1-2	0-0	0	0	0	0	0	3	
Novakovic	13	2-4	4-4	0-0	2-2	0	0	0	1	1	8	
Team												
<b>Totals</b>	<b>31</b>	<b>68</b>	<b>10-13</b>	<b>9-20</b>	<b>17-44</b>	<b>18</b>	<b>12</b>	<b>14</b>	<b>2</b>	<b>13</b>	<b>81</b>	

FG% - .456, 3-FG% - .450, FT% - .769

	1st	2nd	Final
Radford	22	23	45
FIU	45	36	81

Attendance: 751

**More from the FIU Game ...**

- RU placed only Holcomb-Faye in double-figures with 10 points
- FIU scored as many points in the first half as RU did in the game
- RU's 21 turnovers were as many one shy of their season high of 22 TOs committed at Akron
- RU had the same starting line-up that they had at Ohio State, marking the first time in the last six games the same five started the game
- FIU's victory of 36 points, is four times more than FIU's previous three of victory total over RU, as the Panthers won three meetings by a total of eight points
- FIU scored over 40 points in the first half, becoming the fourth team in the Highs last six games to score 40 or more first half points
- The Highlanders played in the FIU Tournament for the third time in school history and the second time in four seasons
- Five of the Highs seven meetings against FIU have been decided by nine or fewer points

**Game #11**  
**St. Francis 69, Radford 63**  
December 28, 2002 - Miami, Fla.

MIAMI, Fla. - Whit Holcomb-Faye hit for a career best 27 points, grabbed a career high nine rebounds and dished out six assists, however it was not enough for the Highlanders as they fell for the seventh straight time 69-63 Saturday night to St. Francis College (NY) in the consolation game of the FIU/Hampton Inn New Year's Classic.

The Highlanders, who finished the December 0-6, fell to 2-7 on the season, their worst start in school history. Junior Aaron Gill added a career best 14 points while collecting his second career double-double with 10 rebounds.

St. Francis opened up a tightly contested first half with an eight-to-two run to take a 27-18 lead with just 4:14 remaining in the half. The Terriers would lead by as much as 10 points in the first frame and take a 30-22 lead into the half.

St. Francis opened up the second half with a lay-up on their first possession giving them a 10-point cushion. That would spark RU, as they would pull within one, 34-33 with 16:33 remaining thanks to an 11-2 run. In that run Holcomb-Faye scored seven points, including a perfect four-for-four from the free throw line to spark the Highs.

St. Francis would respond and not relinquish the lead until Gill converted a lay-up at 10:40, for a brand new ball game, 42-42. The Highlanders would build a five point lead moments later, however three costly turnovers by Radford down the stretch send RU reeling for the seventh straight time.

**Box Score**

RADFORD												
Player	MP	FG-A	FT-A	3P-A	O-TR	A	S	TO	B	F	PTS	
Arrington	29	1-10	0-0	0-7	1-3	1	0	2	0	4	2	
Popoola	23	3-7	1-1	0-1	2-5	1	2	2	0	5	7	
Gill	34	6-11	2-4	0-1	5-10	0	3	1	0	3	14	
Faye	37	6-18	13-17	0-0	2-9	6	0	0	0	3	27	
Bees	26	3-4	0-1	0-0	1-2	1	0	2	1	2	6	
Goodin	10	0-3	0-0	0-1	0-1	1	0	2	0	1	0	
Prince	16	1-4	0-0	0-0	1-5	0	0	5	0	4	2	
Noiles	13	1-3	0-0	1-3	1-1	0	0	0	0	1	3	
Bynum	10	0-2	0-0	0-0	1-3	0	0	0	0	0	0	
Zaharias	2	1-1	0-0	0-0	0-0	0	0	0	0	1	2	
Team												
<b>Totals</b>	<b>22</b>	<b>63</b>	<b>16-23</b>	<b>3-18</b>	<b>14</b>	<b>39</b>	<b>10</b>	<b>6</b>	<b>18</b>	<b>1</b>	<b>24</b>	<b>63</b>

FG% - .349, 3-FG% - .167, FT% - .696

**ST. FRANCIS (NY)**

Player	MP	FG-A	FT-A	3P-A	O-TR	A	S	TO	B	F	PTS	
Cavaliere	36	4-11	2-2	0-4	2-4	4	2	6	0	3	10	
Dockery	36	6-14	7-13	2-8	2-6	4	1	3	0	4	21	
Strong	33	5-12	2-4	0-3	1-4	1	3	1	0	1	12	
Hatcher	14	1-1	6-9	0-0	0-2	0	1	0	0	2	8	
Sockwell	20	3-4	2-4	0-0	2-5	0	1	3	2	3	8	
Wilson	18	2-4	1-1	0-2	0-1	1	2	1	1	4	5	
Wiatre	13	0-2	0-0	0-0	1-2	0	0	1	0	1	0	
Neckles	7	0-0	0-2	0-0	1-1	0	0	1	0	1	0	
Herard	12	1-2	1-2	0-1	0-4	0	0	0	0	1	3	
Thevenot	8	0-1	0-0	0-0	2-3	0	0	0	0	1	0	
Thompson	3	1-1	0-1	0-0	1-2	0	0	1	1	0	2	
Team												
<b>Totals</b>	<b>23</b>	<b>52</b>	<b>21-38</b>	<b>2-20</b>	<b>11-33</b>	<b>12</b>	<b>10</b>	<b>17</b>	<b>5</b>	<b>20</b>	<b>69</b>	

FG% - .442, 3-FG% - .100, FT% - .553

	1st	2nd	Final
St. Francis	30	39	69
Radford	22	41	63

Attendance: 751

**More from the SFC Game ...**

- RU trailed at the break for the 11th time this season
- RU's eight-point deficit at the half (30-22), was the smallest half time deficit since RU trailed 30-25 against NC A&T
- Holcomb-Faye finished one rebound shy of this first career double-double with a career best 27 points and nine rebounds
- Holcomb-Faye made 13 of the teams 16 free throws
- St. Francis built their largest lead, 10 points, just 33 seconds into the second half
- RU tied the game for the first time at the 10:40 mark of the second half on a lay-up by Gill
- The Highs pushed their lead to five, 50-45, with 6:55

**Game #12**  
**Radford 64, Winthrop 55**  
January 3, 2003 - Radford, Va.

RADFORD, Va. - Raymond Arrington and Aaron Gill sparked a 44-point Radford (3-9, 1-0) second half, to lift the Highlanders to a 64-55 come-from-behind victory over Winthrop University (6-6, 0-1) Thursday night at the Dedmon Center in the Big South Conference opener for both schools. The victory snapped the Highlanders seven game-losing streak.

Arrington took control of the game in the second half scoring 20 of his game high 24 points in the final frame. Gill hauled down a school record 21 rebounds to pace the Highlanders on the glass, breaking Andrey Savtchenko's record of 20 against Purdue last season. Ivan Jenkins led Winthrop with 13 points. Marcus Cook added nine for Winthrop.

Trailing 28-20 at the half, Winthrop build their largest lead of the game of the game (33-20) with a pair of field goals and a free throw to open the half. A technical assessed to RU coach Byron Samuels seemed to be the turning point. RU chipped away at the Eagles lead from that point, closing within three, 35-32 with 14:47 left.

A pair of Eagles buckets sandwiched around a missed RU lay-up would push WU lead back to seven, 39-32. The Highlanders would step up their defensive pressure from that point on, allowing just one Winthrop field goal over the next 4:24. In that RU run the Highlanders would outscore the Eagles eight-to-two and trail 41-40 with 10:47 left.

Radford's offense would take over, scoring 24 points in the final 10 minutes and drain six of eight rebounds down the stretch to snap their seven game slide.

**Box Score**

Player	MP	FG-A	FT-A	3P-A	O-TR	A	S	TO	B	F	PTS	
Wooten	31	1-12	4-8	0-5	1-1	2	2	4	0	3	6	
Myers	25	3-4	1-1	0-1	0-0	0	0	1	1	2	7	
Cooke	23	4-10	1-2	0-2	1-4	0	0	3	1	4	9	
Grant	23	4-7	0-0	0-0	1-6	1	0	1	2	4	8	
Bailey	11	0-0	0-0	0-0	0-2	1	0	1	0	5	0	
Shuler	14	3-5	1-1	0-1	2-6	0	0	3	0	2	7	
Jenkins	19	4-10	3-3	2-7	1-3	2	0	0	0	1	13	
Houston	15	2-6	1-4	0-0	2-6	0	1	1	2	3	5	
English	9	0-2	0-2	0-2	0-2	1	0	0	0	1	0	
Nieman	26	0-2	0-0	0-2	1-4	1	0	1	1	1	0	
Leventis	4	0-1	0-0	0-0	0-0	0	0	0	0	0	0	
Team												
<b>Totals</b>	<b>21</b>	<b>59</b>	<b>11-23</b>	<b>2-20</b>	<b>9-34</b>	<b>8</b>	<b>3</b>	<b>15</b>	<b>7</b>	<b>27</b>	<b>55</b>	

FG% - .356, 3-FG% - .100, FT% - .478

**RADFORD**

Player	MP	FG-A	FT-A	3P-A	O-TR	A	S	TO	B	F	PTS	
Arrington	34	10-24	1-2	3-7	1-5	0	1	2	0	3	24	
Popoola	33	1-5	3-5	0-1	1-5	0	2	0	2	4	5	
Gill	33	3-8	2-5	0-1	6-21	0	0	3	1	1	8	
Faye	39	1-8	11-12	0-0	0-1	3	0	0	0	3	13	
Bees	10	1-3	0-0	0-0	2-3	0	1	3	0	2	2	
Goodin	7	0-1	0-0	0-0	0-2	0	0	0	0	0	0	
Prince	3	0-1	0-0	0-0	0-1	0	0	0	0	0	0	
R Noiles	10	0-2	0-2	0-2	0-1	0	0					

**2002-03 OPPONENT GAME-BY-GAME**

**Game #13  
High Point 81, Radford 67  
January 4, 2003 - Radford, Va.**

**RADFORD, Va.** - Danny Gathings scored a career high 32 points to lead four players in double-figures as High Point held on for an 81-67 victory Saturday night.

Gathings connected on 13-of-18 from the field and grabbed eight rebounds for the Panthers who improved top 5-6 on the season and 1-0 in Big South Conference action.

Dustin Van Weerdhuizen collected a double-double with 13 points and 10 boards, while Joe Knight and Kashawn Hampton chipped in with 16 and 10 respectively.

For the Highlanders (3-10, 1-1), Raymond Arrington connected for 24, marking the fourth time in six contests he has eclipsed the 20 point plateau. Olumuyia Popoola added 12 and seven rebounds. Aaron Gill led RU on the glass with eight.

Down by as much as 17 in the first half, RU trailed 38-26 at the half. As RU did against Winthrop Thursday, the Highlanders would chip away at the High Point lead pulling within three, 65-62 with 2:57 left, but High Point would connect on 12-of-14 free throws over the final two minutes to preserve the victory.

**Box Score**

**HIGH POINT**

Player	MP	FG-A	FT-A	3P-A	O-TR	A	S	TO	B	F	PTS
Hampton	16	5-6	0-1	0-0	0-5	1	0	2	0	3	10
VWeerdhu	30	3-9	5-7	2-5	2-10	6	1	4	0	4	13
D Gathings	38	13-18	6-7	0-1	2-8	0	1	0	0	4	32
J Knight	35	5-13	3-4	3-6	3-4	1	1	4	0	3	16
R Barrow	32	2-5	2-5	0-0	2-7	4	1	2	1	2	6
M Anderson	15	0-3	0-0	0-1	0-3	3	0	2	0	1	0
B Halsch	19	0-2	2-2	0-1	1-2	2	0	2	0	2	2
Stonehocker	15	1-1	0-0	0-0	0-3	1	0	2	0	3	2
Team											
<b>Totals</b>		<b>29-57</b>	<b>18-26</b>	<b>5-14</b>	<b>10-42</b>	<b>18</b>	<b>4</b>	<b>18</b>	<b>1</b>	<b>22</b>	<b>81</b>

FG% - .509, 3-FG% - .357, FT% - .692

**RADFORD**

Player	MP	FG-A	FT-A	3P-A	O-TR	A	S	TO	B	F	PTS
Arrington	39	7-18	7-10	3-6	0-3	0	2	2	1	5	24
Popoola	26	6-12	0-0	0-1	4-7	0	0	2	0	2	12
Gill	25	0-5	2-2	0-1	2-8	0	0	2	3	2	2
Faye	38	2-14	0-0	0-0	3-4	4	0	0	0	4	4
Bees	10	1-3	2-2	0-0	0-4	0	0	0	1	1	4
James	15	2-3	2-2	0-0	2-4	0	0	0	0	2	6
Goodin	9	0-1	0-1	0-1	0-2	1	0	0	0	1	0
Prince	8	2-4	0-0	0-0	0-0	0	1	0	0	1	4
Noiles	7	2-5	0-0	2-5	0-2	0	1	2	0	1	6
Bynum	7	0-0	0-0	0-0	0-1	0	1	0	0	0	0
Lispcomb	3	0-0	0-0	0-0	0-0	0	0	0	0	0	0
Zaharias	13	1-3	3-5	0-0	2-4	0	0	2	1	4	5
Team											
<b>Totals</b>		<b>23-68</b>	<b>16-24</b>	<b>5-19</b>	<b>13-38</b>	<b>5</b>	<b>5</b>	<b>13</b>	<b>6</b>	<b>23</b>	<b>67</b>

FG% - .338, 3-FG% - .263, FT% - .667

	1st	2nd	Final
High Point	38	43	81
Radford	26	41	67

Attendance: 610

**More from the HPU Game ...**

- Arrington connected for 24 points, marking the fourth time in six contests he has eclipsed the 20 point plateau
- The Panther victory was the second straight over the Highlanders and the first victory for HPU at the Dedmon Center
- Down by as much as 17 in the first half, RU trailed 38-26 at the half
- Olumuyia Popoola added 12 points the most he has scored since the William & Mary game
- The Panthers connected on nine of their first 11 field goal attempts
- Arrington led the Highlanders in scoring for the 23 time in his career and it marked the 46 th time he drained three or more three-pointers in his career

**Game #14  
Birmingham Southern 83, Radford 65  
January 8, 2003 - Birmingham, Ala.**

**BIRMINGHAM, Ala.** - Jakob Sigurdarson scored a game high 26 points to lead five players in double figures as Birmingham Southern College downed Radford University 83-65 Wednesday night in non-conference basketball action from Bill Battle Coliseum.

The Panthers (8-5), who will be a full Big South Conference member next season, torched the nets for 14 three-pointers in shooting 53 percent (31-58) from the field and 45 percent (14-31) from behind the arc, including a blistering 62.5 percent in the second half. Corey Watkins, Josiah James, James Collins and Grant Davis each scored 10 points for BSC, 8-5, who has now won six straight and 16 of its last 17 games at home.

Raymond Arrington led the Highlanders, 3-11, with 23 points, while Whit Holcomb-Faye added 10.

Sigurdarson, who was 10-of-15 from the floor, including six treys, scored nine points as the Panthers opened the second half on a 13-3 run that stretched a 41-34 halftime lead into a 54-37 advantage. BSC held a 20-point margin for most of the second stanza, and had its largest lead of the game at 76-52 after a jumper by Davis with 6:01 left to play.

**Box Score**

Player	MP	FG-A	FT-A	3P-A	O-TR	A	S	TO	B	F	PTS
Arrington	34	8-13	1-1	6-10	1-4	0	0	4	1	3	23
Popoola	27	2-3	2-2	1-1	0-3	0	0	2	0	3	7
Gill	31	3-5	1-2	0-1	3-4	3	1	3	0	1	7
Faye	33	3-11	6-6	0-0	1-1	4	0	0	0	1	13
Bees	23	4-4	1-2	0-0	0-3	0	1	0	1	2	9
James	5	0-2	0-0	0-0	1-1	0	0	0	0	2	0
Goodin	10	2-5	0-0	0-2	0-1	1	0	2	0	0	4
Bynum	15	1-1	0-0	0-0	0-1	1	0	0	0	1	2
Lispcomb	3	0-0	0-0	0-0	0-0	0	0	0	0	0	0
Zaharias	19	0-1	0-1	0-0	0-1	1	2	2	0	0	0
Team											
<b>Totals</b>		<b>23-45</b>	<b>11-14</b>	<b>8-16</b>	<b>6-19</b>	<b>10</b>	<b>5</b>	<b>17</b>	<b>2</b>	<b>13</b>	<b>65</b>

FG% - .511, 3-FG% - .500, FT% - .786

**BIRMINGHAM SOUTHERN**

Player	MP	FG-A	FT-A	3P-A	O-TR	A	S	TO	B	F	PTS
Sigurdarson	31	10-15	0-0	6-9	1-3	1	2	3	1	2	26
Williams	34	1-7	0-0	1-5	1-2	7	2	2	0	2	3
Watkins	25	4-9	0-0	2-6	2-5	1	0	1	0	1	10
James	21	5-8	0-1	0-1	2-5	2	1	1	0	3	10
Burke	5	0-0	0-0	0-0	1-1	1	0	0	0	0	0
Bilostinnyi	6	1-2	0-0	0-0	0-1	0	0	1	0	1	2
Collins	16	3-4	2-2	2-3	0-1	2	3	0	0	1	10
Moss	1	0-0	0-0	0-0	0-0	0	0	0	0	0	0
Margeirs	3	0-0	0-0	0-0	0-0	0	0	1	0	1	0
Davis	31	4-8	0-0	2-5	2-6	4	3	0	0	3	10
Montrimas	1	0-0	0-0	0-0	0-0	0	0	0	0	0	0
Amerson	9	1-2	2-2	1-2	0-1	2	0	0	0	5	5
Mbyrukira	17	2-3	3-4	0-0	1-2	2	1	4	1	3	7
Team											
<b>Totals</b>		<b>31-58</b>	<b>7-9</b>	<b>14-31</b>	<b>10-27</b>	<b>22</b>	<b>13</b>	<b>2</b>	<b>18</b>	<b>83</b>	

FG% - .534, 3-FG% - .452, FT% - .778

	1st	2nd	Final
Radford	34	31	65
BSC	41	42	83

Attendance: 439

**More from the BSC Game ...**

- It was the first ever meeting of the two schools, as Birmingham Southern is set to become a full Big South member next season
- It is the second ever meeting and the first since December 12, 1984 (Auburn) between Radford and an institution from Alabama
- With the game tied at 12 six minutes deep into the contest, The Highlanders shot well from the field as well, making 51.1 percent (23-of-45) of their shots, but took 13 less shots than the Panthers and turned the ball over 17 times.
- Birmingham-Southern hit four three-pointers and Watkins added a tip-in basket during a 14-3 run that gave the Panthers a 26-15 lead at the 10:00 mark
- RU responded with a 14-3 run later in the period to cut the deficit to just one at 31-30 with 4:27 before intermission
- RU held down Panthers' leading scorer Derrick Williams to just three points, but he dished out a game-best seven assists
- BSC out-rebounded Radford 30-23
- BSC, 8-5, who has now won six straight and 16 of its last 17 games at home

**Game #15  
Radford 74, UNC Asheville 68  
January 11, 2003 - Radford, Va.**

**RADFORD, Va.** - RU placed four players in double-figures and as the erased a 10 point second half deficit to upset top ranked UNC Asheville, 74-68 at the Dedmon Center.

Coaching against his alma mater for the first time in his career, Samuels and the Highlanders (4-11, 2-1) shot 41 percent for the contest, out rebounded UNCA (5-8, 2-1) 41-31 and committed just eight turnovers en route to their second league victory of the season and kept the Bulldogs winless, 0-7, on the road this season.

Olumuyia Popoola pumped in a career best 17 points for Radford. Raymond Arrington added 16, while Aaron Gill (14 points, 10 rebounds) and Jason Bees (12 points and 12 rebounds) each recorded double-doubles. Bees, who established a career best in his last outing against Birmingham Southern Wednesday, established career bests in both points in rebounds.

Ben McGonagil and Andre Smith led UNCA with 18 and 16 points respectively. Joseph Barber scored 11 of his 13 points in the first half for UNCA.

The game would see-saw back in fourth, with UNCA no team taking more than a three point lead. The turning point of the game came with 1:50 remaining, and UNCA leading 68-67. Arrington was fouled by Smith attempting a three-point field goal and was awarded three shots. Arrington drained all three free-throws to give RU a 69-68 lead. That proved to be all RU would need, as they five of six free-throws in the final minute to snap their two game slide.

**Box Score**

Player	MP	FG-A	FT-A	3P-A	O-TR	A	S	TO	B	F	PTS
Smith	34	6-13	1-2	3-8	0-4	5	1	3	0	4	16
Kragel	30	1-4	4-6	1-1	0-2	2	1	0	0	1	7
Mccullough	35	3-10	1-2	2-4	2-5	3	0	1	0	4	9
McGonagil	25	7-9	4-4	0-0	6-8	1	1	3	0	4	18
Barber	33	5-8	3-4	0-0	1-6	0	0	3	0	3	13
Mohn	15	0-2	0-0	0-1	0-0	1	0	1	0	2	0
Holmes	13	1-2	0-0	1-2	1-4	1	0	0	0	0	3
Bivins	14	1-2	0-0	0-0	0-0	1	0	1	0	1	2
Creaman	1	0-0	0-0	0-0	0-0	0	0	0	0	0	0
Team											
<b>Totals</b>		<b>24-50</b>	<b>13-18</b>	<b>7-16</b>	<b>10-29</b>	<b>14</b>	<b>3</b>	<b>12</b>	<b>0</b>	<b>19</b>	<b>68</b>

FG% - .480, 3-FG% - .432, FT% - .722

**RADFORD**

Player	MP	FG-A	FT-A	3P-A	O-TR	A	S	TO	B	F	PTS
Arrington	35	5-13	4-5	2-7	0-2	1	1	0	0	3	16
Popoola	35	4-11	7-8	2-4	1-6	2	1	1	0	2	17
Gill	28	6-9	0-0	2-3	6-10	1	1	1	1	3	14
Faye	30	0-7	2-2	0-0	1-2	6	0	0	0	1	2
Bees	31	5-13	2-7	0-0	7-11	1	1	0	3	3	12
James	6	1-1	0-0	0-0	1-1	0	0	0	0	0	2
Prince	14	3-4	0-2	0-0	1-1	0	0	0	1	1	6
Noiles	4	0-2	0-0	0-2	0-0	0	0	0	1	0	0
Bynum	7	1-2	1-1	0-1	0-1	1	0	0	0	1	3
Zaharias	10	1-1	0-0	0-0	3-5	1	0	2	0	2	2
Team											
<b>Totals</b>		<b>26-63</b>	<b>16-25</b>	<b>6-19</b>	<b>20-39</b>	<b>13</b>	<b>4</b>	<b>8</b>	<b>5</b>	<b>16</b>	<b>74</b>

FG% - .413, 3-FG% - .316, FT% - .640

	1st	2nd	Final
UNCA	34	34	68
Radford	33	41	74

Attendance: 2,428

**More from the UNCA Game ...**

- RU trailed as much as

**Game #16**  
**Liberty 81, Radford 66**  
January 18, 2003 - Radford, Va.

LYNCHBURG, Va. - A solid start in both the first and second halves gave Liberty a lead that it would never relinquish en route to an 81-66 Big South Conference victory over in-state rival Radford, Saturday evening, in the Vines Center.

Liberty held the Highlanders to just three field goals in the first 14 minutes of the game, while getting a strong first half performance by Jason Sarchet as the starting center scored 13 of his 15 points in the first half, including three put-back baskets during Radford's scoring drought. Sarchet's third and final tip-in came with 8:24 left to play in the first half to give Liberty its largest lead in the period at 12 points, 22-10.

In similar fashion, the Flames scored 13 of the first 16 points in the second half and led by 18 points, 46-28, on a trey by Vincent Okotie with 15:03 left to play. Just four minutes later, Glyn Turner pushed the lead to 24 points, 59-35.

The Flames placed four of their five starters in double figures and were led by Ryan Mantlo as he poured in 20 points on a 7-for-10 shooting performance from the field and a 4-for-6 outing at the free throw line. Gabe Martin finished with 18 points, while Sarchet and Okotie recorded 15 and 12 points, respectively.

Chris Goodin came off the bench to lead Radford in scoring as he netted 14 points on 5-of-9 shooting from the field, including 3-for-5 from three-point range. Raymond Arrington and Aaron Gill also reached double figures with 10 points each.

**Box Score**

RADFORD												
Player	MP	FG-A	FT-A	3P-A	O-TR	A	S	TO	B	F	PTS	
Popoola	27	2-5	5-6	0-2	0-1	0	2	0	0	2	9	
Gill	26	4-10	2-4	0-1	5-9	0	0	2	0	4	10	
Bees	11	0-1	0-0	0-0	0-0	0	0	2	1	3	0	
Arrington	34	1-14	8-11	0-5	3-4	0	0	3	0	4	10	
Faye	37	2-12	5-6	0-0	0-1	4	0	0	0	4	9	
James	2	0-0	0-0	0-0	0-0	0	0	0	0	1	0	
Goodin	16	5-9	1-3	3-5	1-5	0	0	0	0	0	14	
Prince	7	2-4	2-5	0-0	2-2	0	0	1	0	1	6	
Noiles	10	1-4	1-2	0-3	1-3	1	0	0	0	2	3	
Bynum	16	1-1	0-0	0-0	0-0	0	1	0	0	1	2	
Zaharias	14	1-1	1-2	0-0	3-5	0	0	2	0	3	3	
Team												
<b>Totals</b>		<b>19-61</b>	<b>25-39</b>	<b>3-19</b>	<b>15-30</b>	<b>5</b>	<b>5</b>	<b>12</b>	<b>1</b>	<b>25</b>	<b>66</b>	

FG% - .311, 3-FG% - .158, FT% - .641

LIBERTY												
Player	MP	FG-A	FT-A	3P-A	O-TR	A	S	TO	B	F	PTS	
Okotie	25	4-7	2-2	2-3	0-3	1	0	3	0	4	12	
Martin	33	3-7	10-12	2-3	0-9	4	2	3	2	4	18	
Sarchet	18	5-7	5-5	0-0	5-8	0	3	5	1	5	15	
Monceaux	27	0-4	4-4	0-2	0-0	4	1	1	0	4	4	
Mantlo	37	7-10	4-6	2-2	2-9	2	1	2	0	2	20	
Riber	4	0-0	0-0	0-0	1-1	1	0	1	0	1	0	
Simmons	13	0-0	1-2	0-0	0-1	0	0	2	0	3	1	
Turner	22	2-6	0-2	1-1	0-3	1	1	2	0	5	5	
Williams	19	2-4	1-3	0-0	0-2	1	0	2	1	4	5	
Borland	2	0-1	1-2	0-0	0-0	0	0	0	0	1	1	
Team												
<b>Totals</b>		<b>23-46</b>	<b>28-38</b>	<b>7-11</b>	<b>8-36</b>	<b>14</b>	<b>8</b>	<b>21</b>	<b>4</b>	<b>33</b>	<b>81</b>	

FG% - .500, 3-FG% - .636, FT% - .737

	1st	2nd	Final
Radford	25	41	66
Liberty	33	48	81

Attendance: 4,123

**MORE FROM THE LU-RU GAME ...**

- The Flames shot 50.0 percent from the field for the first time on the season
- The game was marred by a combined 58 fouls between the two teams
- Chris Goodin led the Highlanders in scoring for the third time this season and the first time since RU's second game of the season (William & Mary)
- Arrington (1,315) moved into fifth on RU's All-time scoring list. Arrington passed Tyrone Davis & David Smith (1,313) with 10 points.
- RU-LU will be played for the 40th time in the series that started back in 1974-75
- This RU-LU series is tied for the third most games all-time vs. an opponent in RU history with UNC Asheville
- Radford holds a 23-17 advantage in the series
- Since Liberty joined the Big South, RU holds a 14-10 series advantage
- LU, who snapped a nine game win-less streak last season vs. the Highlanders with their victory in the final regular season game, have won two straight in the series

**Game #17**  
**Radford 77, Coastal Carolina 73**  
January 20, 2003 - Conway, S.C.

CONWAY, S.C. - Senior forward Torrey Butler posted his second consecutive double-double with 20 points and 12 rebounds, but it wasn't enough as Coastal Carolina lost to Radford, 77-73, at Kimbel Arena. Coastal is now 9-8 on the year and 2-3 in Big South play while Radford goes to 5-12 and 3-2 in the Big South Conference. Radford has now won the last 11 meetings, dating back to the 1997-98 season, and 19 of the last 20.

Coastal came out with an early 10-3 lead in the first five minutes, but in the first two minutes lost junior E.J. Gallup for the game with a sprained ankle. The Chants kept going, building a 10-point lead on several occasions in the first half, but Radford came back taking a 28-26 lead with just under five minutes to go in the first half. CCU fought back to take a 40-31 lead into the halftime lockerroom.

The Chanticleers withstood an early Radford run to move the lead back to 10 again in the second half. However, the Highlanders would not go away, as the game was tied at 65 with 1:49 to play. Radford made the plays down the stretch, including going nine for 10 from the free throw line in the final minutes.

Senior guard Derrick Robinson scored 14 for the Chants, while junior guard Kelvin Coggins added 11 off the bench. Raymond Arrington was the star for the Highlanders, scoring a career-high 32 points in the win, including 17 in the second half with a pair of free throws in the closing minute that put the game away for good. Chris Goodin added 14 off the bench for the Highlanders.

**Box Score**

RADFORD												
Player	MP	FG-A	FT-A	3P-A	O-TR	A	S	TO	B	F	PTS	
A Gill	29	3-6	3-4	0-0	4-8	1	0	0	3	4	9	
A Bynum	9	0-1	0-0	0-1	0-2	1	0	2	0	0	0	
J Bees	14	0-1	0-0	0-0	0-1	1	0	0	0	2	0	
R Arrington	38	8-15	11-13	5-9	1-5	0	3	2	0	4	32	
D Popoola	28	2-5	4-4	1-2	0-3	1	1	0	0	5	9	
C Goodin	22	4-8	5-5	1-3	0-4	0	0	1	0	1	14	
C Prince	5	0-0	0-0	0-0	0-1	0	0	1	0	1	0	
Faye	35	2-10	3-5	0-0	0-3	6	0	0	0	2	7	
K Zaharias	20	1-3	4-4	0-0	3-7	1	0	1	0	3	6	
Team												
<b>Totals</b>		<b>20-49</b>	<b>30-35</b>	<b>7-15</b>	<b>8-34</b>	<b>11</b>	<b>5</b>	<b>13</b>	<b>3</b>	<b>22</b>	<b>77</b>	

FG% - .408, 3-FG% - .467, FT% - .857

COASTAL CAROLINA												
Player	MP	FG-A	FT-A	3P-A	O-TR	A	S	TO	B	F	PTS	
Robinson	32	4-7	6-7	0-0	2-6	2	1	1	0	4	14	
Butler	39	6-14	8-10	0-3	3-12	1	0	0	0	2	20	
Raducanu	24	1-5	4-4	0-0	1-2	0	2	1	1	3	6	
Stevens	26	1-4	0-0	0-3	0-1	4	1	1	0	3	2	
Gallup	2	0-0	0-0	0-0	0-0	0	0	0	0	1	0	
Green	16	1-4	0-0	0-1	1-1	1	0	1	0	1	2	
Coggins	15	3-7	4-4	1-5	0-3	4	4	4	0	5	11	
Reed	22	3-10	1-2	2-3	1-2	3	0	1	0	3	9	
Susnjara	7	1-2	0-1	0-0	2-3	0	0	1	0	0	2	
Darden	17	3-7	1-3	0-1	3-5	0	0	1	0	4	7	
Team												
<b>Totals</b>		<b>23-60</b>	<b>24-31</b>	<b>3-16</b>	<b>13-35</b>	<b>15</b>	<b>8</b>	<b>11</b>	<b>1</b>	<b>26</b>	<b>73</b>	

FG% - .383, 3-FG% - .188, FT% - .774

	1st	2nd	Final
Radford	31	46	77
Coastal	40	33	73

**Attendance:**

**More from the CCU Game ...**

- The Highlanders improved to 25-10 all-time against the Chants
- Pete Strickland has never beat the Highlanders
- Radford has now won the last 11 meetings, dating back to the 1997-98 season
- Arrington was the star for the Highlanders, scoring a career-high 32 points
- RU trailed by double-figures three times
- CCU lost junior starting point guard E.J. Gallup for the game with a sprained ankle in the first half
- Chris Goodin is averaging 14 ppg in his last two after averaging 2.6 ppg in previous 12 games
- Bees left the game midway through the second half with a head injury
- RU connected on nine for 10 free throws from the free throw line in the final minutes
- The victory marked the second road victory for RU this season and the first since they played at William & Mary November 24

**2002-03 RADFORD UNIVERSITY MEN'S BASKETBALL STATISTICS**

<b>RECORD:</b>	<b><u>OVERALL</u></b>	<b><u>HOME</u></b>	<b><u>AWAY</u></b>	<b><u>NEUTRAL</u></b>
<b>ALL GAMES</b>	<b>5-12</b>	<b>3-3</b>	<b>2-8</b>	<b>0-1</b>
<b>CONFERENCE</b>	<b>3-2</b>	<b>2-1</b>	<b>1-1</b>	<b>0-0</b>
<b>NON-CONFERENCE</b>	<b>2-10</b>	<b>1-2</b>	<b>1-7</b>	<b>0-1</b>

##	Player	GP	GS	Min	Avg	TOTAL			3-PTS			REBOUNDS			PF	FO	A	TO	Blk	Stl	Pts	Avg					
						FG	FGA	Pct	3FG	3FGA	Pct	FT	FTA	Pct									Off	Def	Tot	Avg	
<b>02</b>	<b>ARRINGTON, Raymond</b>	<b>17</b>	<b>17</b>	<b>618</b>	<b>36.4</b>	<b>88</b>	<b>264</b>	<b>.333</b>	<b>45</b>	<b>130</b>	<b>.346</b>	<b>63</b>	<b>79</b>	<b>.797</b>	<b>13</b>	<b>48</b>	<b>61</b>	<b>3.6</b>	<b>46</b>	<b>1</b>	<b>12</b>	<b>39</b>	<b>4</b>	<b>14</b>	<b>284</b>	<b>16.7</b>	
	Conference-Only...	5	5	183	36.6	31	84	.369	13	34	.382	31	41	.756	5	14	19	3.8	19	1	1	9	1	7	106	21.2	
<b>32</b>	<b>HOLCOMB-FAYE, Whit</b>	<b>17</b>	<b>16</b>	<b>622</b>	<b>36.6</b>	<b>59</b>	<b>200</b>	<b>.295</b>	<b>14</b>	<b>56</b>	<b>.250</b>	<b>81</b>	<b>99</b>	<b>.818</b>	<b>11</b>	<b>47</b>	<b>58</b>	<b>3.4</b>	<b>34</b>	<b>0</b>	<b>74</b>	<b>57</b>	<b>2</b>	<b>22</b>	<b>213</b>	<b>12.5</b>	
	Conference-Only...	5	4	185	37.0	7	51	.137	0	10	.000	21	25	.840	1	9	10	2.0	14	0	23	18	1	4	35	7.0	
<b>05</b>	<b>POPOOLA, Olumuyiwa</b>	<b>17</b>	<b>15</b>	<b>436</b>	<b>25.6</b>	<b>43</b>	<b>118</b>	<b>.364</b>	<b>11</b>	<b>43</b>	<b>.256</b>	<b>30</b>	<b>37</b>	<b>.811</b>	<b>18</b>	<b>42</b>	<b>60</b>	<b>3.5</b>	<b>45</b>	<b>2</b>	<b>14</b>	<b>22</b>	<b>3</b>	<b>13</b>	<b>127</b>	<b>7.5</b>	
	Conference-Only...	5	5	149	29.8	15	38	.395	3	10	.300	19	23	.826	6	16	22	4.4	15	1	3	3	2	6	52	10.4	
<b>12</b>	<b>GILL, Aaron</b>	<b>17</b>	<b>13</b>	<b>407</b>	<b>23.9</b>	<b>38</b>	<b>92</b>	<b>.413</b>	<b>6</b>	<b>18</b>	<b>.333</b>	<b>22</b>	<b>41</b>	<b>.537</b>	<b>51</b>	<b>70</b>	<b>121</b>	<b>7.1</b>	<b>30</b>	<b>1</b>	<b>7</b>	<b>28</b>	<b>16</b>	<b>12</b>	<b>104</b>	<b>6.1</b>	
	Conference-Only...	5	5	138	27.6	16	38	.421	2	6	.333	9	15	.600	23	33	56	11.2	14	0	2	8	8	1	4	35	8.6
<b>20</b>	<b>GOODIN, Chris</b>	<b>16</b>	<b>3</b>	<b>251</b>	<b>15.7</b>	<b>33</b>	<b>90</b>	<b>.367</b>	<b>14</b>	<b>36</b>	<b>.389</b>	<b>13</b>	<b>20</b>	<b>.650</b>	<b>7</b>	<b>25</b>	<b>32</b>	<b>2.0</b>	<b>20</b>	<b>0</b>	<b>5</b>	<b>23</b>	<b>1</b>	<b>3</b>	<b>93</b>	<b>5.8</b>	
	Conference-Only...	4	0	54	13.5	9	19	.474	4	9	.444	6	9	.667	1	12	13	3.3	2	0	1	1	0	0	28	7.0	
<b>33</b>	<b>BEEES, Jason</b>	<b>16</b>	<b>11</b>	<b>245</b>	<b>15.3</b>	<b>26</b>	<b>52</b>	<b>.500</b>	<b>0</b>	<b>0</b>	<b>.000</b>	<b>9</b>	<b>19</b>	<b>.474</b>	<b>21</b>	<b>30</b>	<b>51</b>	<b>3.2</b>	<b>39</b>	<b>3</b>	<b>4</b>	<b>16</b>	<b>10</b>	<b>8</b>	<b>61</b>	<b>3.8</b>	
	Conference-Only...	5	5	78	15.6	7	21	.333	0	0	.000	4	9	.444	12	7	19	3.8	11	0	2	5	5	2	18	3.6	
<b>42</b>	<b>ZAHARIAS, Kyle</b>	<b>17</b>	<b>6</b>	<b>261</b>	<b>15.4</b>	<b>17</b>	<b>43</b>	<b>.395</b>	<b>0</b>	<b>0</b>	<b>.000</b>	<b>21</b>	<b>31</b>	<b>.677</b>	<b>29</b>	<b>48</b>	<b>77</b>	<b>4.5</b>	<b>49</b>	<b>1</b>	<b>8</b>	<b>22</b>	<b>14</b>	<b>3</b>	<b>55</b>	<b>3.2</b>	
	Conference-Only...	5	0	86	17.2	6	17	.353	0	0	.000	16	19	.842	15	14	29	5.8	16	0	3	7	4	1	28	5.6	
<b>21</b>	<b>PRINCE, Chris</b>	<b>16</b>	<b>1</b>	<b>144</b>	<b>9.0</b>	<b>17</b>	<b>38</b>	<b>.447</b>	<b>0</b>	<b>0</b>	<b>.000</b>	<b>3</b>	<b>9</b>	<b>.333</b>	<b>12</b>	<b>20</b>	<b>32</b>	<b>2.0</b>	<b>23</b>	<b>0</b>	<b>1</b>	<b>10</b>	<b>1</b>	<b>1</b>	<b>37</b>	<b>2.3</b>	
	Conference-Only...	5	0	35	7.0	7	13	.538	0	0	.000	2	7	.286	3	2	5	1.0	4	0	0	2	1	1	16	3.2	
<b>22</b>	<b>NOILES, Ray</b>	<b>15</b>	<b>1</b>	<b>112</b>	<b>7.5</b>	<b>10</b>	<b>32</b>	<b>.313</b>	<b>9</b>	<b>28</b>	<b>.321</b>	<b>2</b>	<b>6</b>	<b>.333</b>	<b>2</b>	<b>9</b>	<b>11</b>	<b>0.7</b>	<b>10</b>	<b>0</b>	<b>4</b>	<b>6</b>	<b>1</b>	<b>2</b>	<b>31</b>	<b>2.1</b>	
	Conference-Only...	4	0	32	8.0	3	13	.231	2	12	.167	1	4	.250	1	5	6	1.5	5	0	1	3	0	1	9	2.3	
<b>04</b>	<b>JAMES, Matt</b>	<b>9</b>	<b>0</b>	<b>56</b>	<b>6.2</b>	<b>7</b>	<b>17</b>	<b>.412</b>	<b>0</b>	<b>0</b>	<b>.000</b>	<b>3</b>	<b>4</b>	<b>.750</b>	<b>7</b>	<b>9</b>	<b>16</b>	<b>1.8</b>	<b>10</b>	<b>0</b>	<b>2</b>	<b>6</b>	<b>0</b>	<b>1</b>	<b>17</b>	<b>1.9</b>	
	Conference-Only...	3	0	15	5.0	3	4	.750	0	0	.000	2	2	1.000	3	2	5	1.7	3	0	0	0	0	0	8	2.7	
<b>24</b>	<b>BYNUM, Andre</b>	<b>17</b>	<b>2</b>	<b>207</b>	<b>12.2</b>	<b>9</b>	<b>30</b>	<b>.300</b>	<b>4</b>	<b>17</b>	<b>.235</b>	<b>3</b>	<b>3</b>	<b>1.000</b>	<b>1</b>	<b>12</b>	<b>13</b>	<b>0.8</b>	<b>18</b>	<b>0</b>	<b>10</b>	<b>16</b>	<b>3</b>	<b>8</b>	<b>25</b>	<b>1.5</b>	
	Conference-Only...	5	1	41	8.2	2	4	.500	0	2	.000	1	1	1.000	0	4	4	0.8	2	0	2	4	0	2	5	1.0	
<b>40</b>	<b>LIPSCOMB, Curtis</b>	<b>13</b>	<b>0</b>	<b>91</b>	<b>7.0</b>	<b>3</b>	<b>17</b>	<b>.176</b>	<b>0</b>	<b>0</b>	<b>.000</b>	<b>3</b>	<b>10</b>	<b>.300</b>	<b>3</b>	<b>11</b>	<b>14</b>	<b>1.1</b>	<b>7</b>	<b>0</b>	<b>1</b>	<b>7</b>	<b>0</b>	<b>1</b>	<b>9</b>	<b>0.7</b>	
	Conference-Only...	2	0	4	2.0	0	0	.000	0	0	.000	0	2	.000	0	0	0	0.0	1	0	0	0	0	0	0	0.0	
	TM Team.....																										
	Conference-Only...																										
	<b>Total.....</b>	<b>17</b>				<b>350</b>	<b>993</b>	<b>.352</b>	<b>103</b>	<b>328</b>	<b>.314</b>	<b>253</b>	<b>358</b>	<b>.707</b>	<b>210</b>	<b>403</b>	<b>613</b>	<b>36.1</b>	<b>332</b>	<b>8</b>	<b>142</b>	<b>252</b>	<b>55</b>	<b>88</b>	<b>1056</b>	<b>62.1</b>	
	Conference-Only...	5				106	302	.351	24	83	.289	112	157	.713	81	125	206	41.2	106	2	38	60	22	25	348	69.6	
	<b>Opponents.....</b>	<b>17</b>				<b>474</b>	<b>1008</b>	<b>.470</b>	<b>110</b>	<b>310</b>	<b>.355</b>	<b>253</b>	<b>386</b>	<b>.655</b>	<b>220</b>	<b>483</b>	<b>703</b>	<b>41.4</b>	<b>333</b>	<b>-</b>	<b>270</b>	<b>244</b>	<b>66</b>	<b>119</b>	<b>1311</b>	<b>77.1</b>	
	Conference-Only...	5				120	272	.441	24	77	.312	94	136	.691	60	136	196	39.2	127	4	69	77	13	26	358	71.6	

<b>SCORE BY PERIODS:</b>	<b>1st</b>	<b>2nd</b>	<b>OT</b>	<b>Total</b>
Radford University	433	609	14	1056
Opponents	632	668	9	1309

<b>DEADBALL REBOUNDS:</b>	<b>OFF</b>	<b>DEF</b>	<b>TOTAL</b>
Radford University	43	9	52
Opponents	39	8	47